



November, 2024

Next Meeting: November 19, 2024 6 pm

**North Point Church
1779 NE Hostmark St , Poulsbo**

President's Message—Karen Boeve

Volume 44, Issue 11

"Thankfulness is the beginning of gratitude. Gratitude is the completion of thankfulness. Thankfulness may consist merely of words, gratitude is shown in acts." Henri Frederick Ariel

As the weather cools, and we reach for our warm sweaters and cozy quilts, it is a wonderful time to reflect on the blessings we receive all through the year. As I count my blessings, I include our guild community. I have been so inspired by other members. As a new quilter, I have learned so much in classes, programs, small groups and weekly Zoom Sews-ins.

I am so grateful to be able to participate in the weekly Zoom Sew-ins on Mondays and Saturdays. It has given me the opportunity to get to know other members in the guild. They have become my sewing support group. We can talk about quilting, family and current events. When I have a question about a quilting technique, there are plenty of experts to share their ideas.

I encourage you to join one of the Zoom Sew-ins. In addition to weekly meetings, there will be holiday sewing-ins. This Thanksgiving, you can start a new tradition, sewing with new friends during the holiday sew-in from November 28th to December 1st. Pop in for one hour or all 4 days. We look forward to seeing you there.

Whatever your Thanksgiving tradition, I wish you a holiday that is overflowing with gratitude.

GRATITUDE BLOCK CHALLENGE:

Luisana has challenged us all to share some of the blessings we are grateful for in a quilt block. Complete the sentence " I am thankful for" with a quilted word block. The block can be any size, and just needs to have the single word or image.

We can share our Gratitude Blocks during the November Meeting.

Guild Contacts

President: Karen Boeve

Secretary: Susi Gaskins

Vice President: Katherine Holtgraves

2025 Quilt Show Chair: Darlene Boggs

Treasurer: Barbara Martin

Newsletter Editor: Marj Deupree

Treasurer Elect: Jan Kohler

Past President: Jeannette Schanbeck

Kitsap Quilters was established to foster and encourage the art of quilting, both in its traditional approach and its contemporary adaptation, to bring together those who love the art form and to share the art form with the community.

KQG Points of Light—Karen Boeve

The November KQG Points of Light are **Leslie Stapleton** and the team of **Nancy Mathisrud, Colleen Lane** and **Bob Mathisrud**. One of our missions is to share our art form with the community, and one of the ways we accomplish that goal is to supply lap quilts to Hospice and Fred Hutch.

Leslie is the Chair of both the Hospice and Fred Hutch committees. In addition to creating quilts to donate, she coordinates the donation of quilts from all of our members. Leslie is also the Bucket Raffle Chair for our annual Quilt Show.

Nancy, Colleen and Bob contributed 31 quilts this month! Nancy takes the lead in piecing the tops, Bob takes the lead in quilting, and Colleen binds them all.

Nancy is also one of the co-chairs of the in-house quilt. She is the Quilt show volunteer sign up again this year. As a long standing member, she has had many roles, including President.

Colleen is also one of the in-house Quilt co-chairs, she leads the annual financial audit, and participates in the bi-annual Bylaws review. During her 5 year membership, she has contributed in multiple ways, including President.

All of our Points of Light contribute in many ways, I have just highlighted a few.

October 2024 Kitsap Quilters Guild Minutes—Susi Gaskins

President Karen Boeve called the meeting to order at 6:03 pm.

The September general meeting minutes were approved with minor corrections:

Checking balance should have been \$ 33,453.06 rather than \$333,453.06 and the Christmas Party hours will be 5:00 pm to 8:00 pm, rather than 9:00 pm

The motion to approve was made by Colleen Lane and second by Karen McCutchen and passed by unanimous voice vote.

TREASURER'S REPORT – Barbara Martin

Checking balance: \$33,258.08; Saving Balance: \$9,938.80

Luisana Sawyer read a passage from *American Cotton: Farm to Quilt* by Teresa Duryea Wong and introduced the evening's guest speaker David Werther of Quilter's Connection in Olympia. He provided a fascinating look at vintage sewing machines with an emphasis on Singer machines.

COMMITTEE REPORTS

The new password will be available on 1 November. Total Membership stands at 131 with three new members and one visitor.

The Third Saturday Workshop for November is all about Cuddles. The goal is to finish the kits you may have sitting at home. Let's get those quilts finished and to the kids who will love them. Saturday, 16 November at 10 am at Northpoint. Additional details will be in the November newsletter. Barb Peterson, Cuddle Chair

Continued on next page

October 2024 Kitsap Quilters Guild Minutes—Continued

Fall Retreat is 13 - 17 November. Five single rooms are still available (full and P/T) upstairs in the Historic Inn annex. Costs are posted in the September newsletter; Val Martinson, Donna Gearns, or Norma Tipton can provide additional information. It can be a fun vacation to sew, laugh, and get to know other members. It's also great to have someone cook and clean up!

Don't forget our Library's Kaffe Fasset Challenge Quilt show-and-tell at the November meeting. All quilt tops or finished quilts are welcome!

Quilt Show: Karen urged members to participate in the show in any capacity they are comfortable with. Also, please think about preparing and entering their favorite quilts in the show. The next quilt show meeting will be on the 29 October at 4:30pm at Poulsbo Library.

OLD BUSINESS

The Holiday Party Committee (Karen Boeve, Stephanie Yost, and Lillian Asher) are hard at work planning and organizing a fun party for our December meeting. Come join the fun!

NEW BUSINESS

President Karen Boeve highlighted members for their service via KQG Points of Light. This month she called our attention to Marj Deupree, our webmaster and newsletter creator, and Audrey Fitzgerald our Third Saturday maven.

Karen Boeve is holding an Executive Board and Committee Chair Orientation on 28 October at the Poulsbo Library to get acquainted and do some brainstorming.

Show-and-Tell by members

Raffle Ticket Drawing presented by Jeannette Schanbeck

Fat Quarter Exchange presented Carolyn Nannery

Door Prizes Raffle presented by Barb Peterson

UPCOMING DATES

Featherweight Maintenance / David Werther of Quilters Connection – 23 October

Executive Board & Committee Chair Orientation & Brainstorming – 28 October, 3-5 pm at the Poulsbo Library

Quilt Show Meeting – 29 October at the Poulsbo Library

KQG Retreat – 13 – 17 November at Seabeck Conference Center

Executive Board Meeting – 14 November

General Meeting – 19 November

Meeting adjourned at 7:56 pm.

Quilt Show Volunteer Sign-up—Nancy Mathisrud

Sign ups for the quilt show is on line at <https://www.signupgenius.com/go/805054DADAD29A0FD0-51780047-kitsap#/>

We will be signing up for the following days:

1. Wednesday will be set up day (equipment will be moved from storage and floor will be marked).
2. Thursday will be hanging the quilts, putting on labels and kitchen prep. (Last year we had great help with significant others helping)
3. Friday is the first day of the quilt show. The areas for signups are: front door, membership, raffle quilt/bucket raffle sales, door monitors, kitchen and volunteer booth.
4. Saturday is the second day of the quilt show. The areas for signups are: front door, membership, raffle quilt/bucket raffle sales, door monitors, kitchen and volunteer booth. Please consider working on Saturday as last year we were very short for help
5. Take down begins at 5 on Saturday.

We really NEED your help for the quilt show. If you have special needs, please let me know and we will see if we can work something out.

The quilt show is a wonderful time to see the wonderful quilts everyone makes, get to know other members and make money for the guild. As the saying goes “many hands make light work”

Please call me at and the worst way is to text or call my cell phone

Please sign up for each day/time you will be working.

SPRING RETREAT---SAVE THE DATE

MARCH 10-14, 2025

Spring Retreat will be at the Seabeck Conference Center. We will have accommodations in the new Pines building and we will be sewing in the beautiful, spacious lower level room.

Retreat sign-up starts at the January meeting. More information will be in the January newsletter.

Save a spot on your calendar.

Contact Sarah Lewis at for questions, info, etc.

2025 Quilt Show—Darlene Boggs

The November Guild Meeting will have several Demonstrations concerning the events of the upcoming Quilt Show. We really need people to volunteer to help with the set-up and hanging of quilts as it takes about thirty people to get the quilts hung. We had a great turn out for our planning team! Thank you to everyone that came. Lynn Thornton has requested pictures of quilts to be posted on Facebook as an advertisement. You can email them to her. Our next meeting has been scheduled for Tuesday, December 3rd from 3:00pm to 5:00pm in the Poulsbo Library. The last time that we meet before the event will be in January, however the exact time and place will be announced at a later date.

Due to the early meeting in December, the deadline for the December newsletter will be Friday, November 29th.

Boutique Volunteer Sign-up—MaryJane Efstathiou and Becky Holt

Boutique News.... Sign ups will begin November 20. Please make sure you have previously signed up for your 4 hrs of regular guild volunteering!! 2 hours is the boutique requirement. Thank you

Membership—Chris Miller


As of October 31st, our membership count is 136 members. Reminder emails were sent out to those members who had not renewed. We are getting responses back from some of those emails. Name tags have been ordered for those members who ordered. They will be available at the next meeting.

3rd Saturday Workshop—Audrey Fitzgerald

Sign ups for workshops are in the church lobby during guild meetings. I am close to the door behind the Hospitality table when you first enter the church. If you are not able to sign up for a workshop in person, email me, Audrey Fitzgerald, at to sign up. The workshops run from 10:00 a.m. to 3:00 p.m. at the church and there is a \$5.00 class fee. Supply lists will be emailed out a couple of weeks before the workshop to allow for the gathering of materials.

Please remember that workshops are led by quilters like you who have volunteered to share a project with their fellow guild members. If there is something that you enjoy doing or a favorite project that might be of interest to our group and you would like to share, please contact me. Also, fresh ideas for future workshops are always welcome.

Christmas Block Exchange



For our new guild members, it's been a tradition to exchange holiday blocks at our Christmas Potluck dinner in December.

You can start shopping for fabric and picking a pattern for a fun 12.5" unfinished block pattern. You will need to make 6 blocks of the same block and 7 if you want one for yourself.

Registration to participate in the block exchange will be available at the September, October and November meetings, then you will receive an assortment of fun blocks in December.

The rules to participate
are as follows:

- No blocks on point
- No 4 or 9 patch blocks

- No panels with a border added.
- No synthetic fabric
- Blocks must measure 12.5 inches including the seam allowance.
- Flannel, felt or wool may only be used for embellishment, which you are free to use, but please attach by sewing.
- All appliqued pieces must be sewn down.
- Put your name on the back seam allowance of each block.
- You may make two sets of different blocks, but no more than 12 blocks will be accepted from one person.

Any blocks not following the rules will be returned to the maker.

Place each set of blocks in a separate zip lock bag labeled with your name. Blocks will be accepted until the November meeting. Your bag will be returned to you at the Christmas party with 6 fun blocks done by your guild buddies. If you cannot make the party, we will bring your blocks to the January meeting.

Questions? Contact Debbie McKeever:

In-House Quilt—Nancy Mathisrud, Marj Deupree and Mary Jane Efstathiou

This fall's In-House quilt will be another where you use your own fabrics. You must make pairs of 8.5" (unfinished) blocks. One block will be an "X" block and one block will be an "O" block. You may make up to 4 pairs. With elections coming up, this will be a patriotic quilt using red, white and blue fabric. For each block, you will make 4 identical 4.5" (unfinished) blocks and sew them together to make one 8.5" (unfinished) block. Each block will finish at 8" and members may contribute up to 4 pairs of 8.5" blocks. Each block earns one entry into the drawing for the finished quilt.

Fabric Selection: One color must be red, blue or a red/white/blue combination.. The other should be white, off-white, or white-on-white.

Cutting: You will need to cut four (4) 4.5" squares from your "colored" fabric and eight (8) 2.5" squares from your "white" fabric.

Piecing: Draw a diagonal line from corner to corner on the back side of each 2.5" square. Place the corner of a white square on the corner of a colored square, right sides together and sew on the drawn line. Repeat for the other 3 colored squares.




Trim off the excess fabric from the corners. Press the seams. Tip: If you press the seams on two of the blocks towards the center and press the other two towards the outside, you can nest them when you sew the four blocks together.



Block 1: Sew the four blocks together as shown in the picture to make an "X".



Block 2: Sew the four blocks together as shown in the picture to make an "O".



Continued on next page

November, 2024 **In-House Quilt—Continued**

Blocks may be turned in to Nancy Mathisrud, Marj Deupree or Mary Jane Efsthathiou at the November meeting. Be sure they are labeled with your name. No blocks will be accepted after November 30th. The drawing is tentatively scheduled for the January meeting. Questions? Ask Nancy () or Marj ()

For any new quilters who wish to try this out and want more information, there are tutorials on YouTube for XO quilt blocks. Note that they may be using difference sizes than what we have above

Volume 44, Issue 11 **Fat Quarter Lottery—Carolyn Nannery**

Welcome to this year's FQ lottery! Bring a FQ in the color/theme to enter each month. One chance to win for each FQ you enter. The months of August and December there is no FQ lottery because of our parties.

Here's the remaining line up for 2024:

Nov. - Holiday/ Reds and Greens

Dec. - No lottery due to Holiday Party

Looking forward to seeing all the wonderful fabrics you bring this year!

Sunshine and Shadow

Kitsap Quilters has a Sunshine and Shadow chairperson, Marvalee Nance. If you are aware of someone who might be in need of a card to celebrate something special or a note of sympathy or support, please contact Leslie. She will send a greeting from Kitsap Quilters to that member to let them know we are thinking about them.

Marvalee can be reached at or emailed at

Sew-ins via Zoom—Colleen Lane

Share the camaraderie of sewing with friends from your home!

All Zoom Sew-In's (Saturday and Monday) will use the Saturday Zoom sign in link.....

MONDAYS— 10 am to ??????

SATURDAYS- 9 am to ?????

To join the Zoom Meeting, checkout the schedule on the Member's page of the guild website and **use the Saturday link for all Sew-In's**. If you have any questions, please contact Colleen Lane at

Cuddles—Barb Peterson

Cuddles Day at Third Saturday Workshop in November

For those of you who took home a Cuddles Quilt Kit and watch it languishing in the corner of your sewing room waiting to be put together, here's your chance. Cuddles has been given the opportunity to take the November Third Saturday Workshop on November 16 as our day to complete those forgotten kits. It's also a day to make many, many more.

The guild has received several large donations of fabric that has been shared with Snuggles, Hospice and Fred Hutch projects. So there's plenty of fabric to choose from.

Bring your sewing machine. Bring your kit. Bring your own fabric. Come choose some new fabrics from our growing Cuddles stash to make one or two quilts.

Here's the details: Saturday, November 16 from 10 am until 3:30/4:00 pm. At Northpoint Church (where we have our guild meetings.) We've got the whole place to ourselves. Yes, it's the same weekend as the retreat, so if you're not going to Seabeck, come on down to the Church and have fun playing with fabric.

Call me () if you have any questions.

Library—Karen McCutchen

Kaffe Fasset Challenge Quilts - The Big Reveal

This is it!! It's finally here - November is our big reveal month. Please bring your finished quilt or quilt top that was inspired by a Kaffe Fassett book. We will have a parade of quilts during our normal Show and Tell time. We'll line up together and tell the audience what book we used and how our quilt is the same or different from the inspiration quilt. I can't wait to see how many of you participated and your amazing quilts!

New Books

I was fortunate during my recent 6 week road trip to see many of my quilting bucket list items. One was the International Quilt Museum in Lincoln, Nebraska. While the weather was crazy - 97 degrees in October, the museum was truly worth the trip. One of my favorite quilters, Victoria Findlay Wolfe had an amazing exhibition called Option Exhibition, full of large scale pieced quilts. Every quilt had red in it and the room literally glowed.

While at the museum, I purchased Vitoria's latest book for our library, The Quilting Experience. It is a celebration of community and patchwork patterns. It will be a great resource for our members and might even inspire some group quilts.

Chris Miller has also generously donated 2 copies of the new Washington State issue of Quilt Folk, so that our members can enjoy reading it as well. These should be available at the November meeting to check out. Thanks Chris!

Small Groups—Debi Snyder

SMALL GROUPS — Small groups are a great way to meet and get to know other guild members that are interested in similar techniques.

Applique / Handwork

First Tuesday each month – 10 to 12:30 at North Point

Join us for a great social time doing handwork and applique

Improv

First Thursday each month – 10 to 1 at North Point

Come join us if you are interested in working and learning with others on improvisational piecing and design.

Dear Jane -- work at your own pace and share with others your version of the Dear Jane quilt originally pieced by Jane Stickle in 1863.

Second Thursday each month 1 – 3 in person at North Point church

Every Thursday except for second each month 1 – 3 Zoom, using Saturday log on

Challenge Quilt—Diane Levang

Near The Salish Sea

We live in such a beautiful area, with Puget Sound nestled between the Olympic and Cascade mountains. Create your own impression of what the Salish Sea means to you. Think water, mountains, orca's ferry boats, etc. Anything you might see while near or on the water.

The quilt can be up to 30" in diameter – square, rectangular, or circular.

The unveiling will be at the January general meeting, 1/28/2025

This Year is Called to Order.....

By the time you read this, we will have elected a new President of the United States. Lucky for us in the guild, the election of *our* new president was a seamless process and a unanimous decision. **Karen Boeve** has stepped into the role of president with confidence and ease. She is relatively new to our guild and has already established a reputation for volunteerism and enthusiasm. We can begin this traditional month of Thanksgiving by learning about Karen's life as a quilter and thanking her for sharing her valuable time with us. Warm up that apple cider and grab a leftover piece of Halloween candy as you enjoy Karen's interview.

In Karen's own words...

I was born and raised in Holland, MI, which may help you understand why I love tulips. I have lived many places since leaving home including, New Jersey, Maine, California, Italy, England, and finally finding my home here in Washington. This is such a beautiful place to live.

You have been a member of the guild for three years. What has inspired you to accept the position of President? Have you volunteered for other guild activities prior to this?

I was inspired to accept the position of president by prior presidents, who asked me to volunteer and talked about their experiences. I have volunteered for other activities, including volunteer coordinator for the quilt show, co-chair for Snuggles, co-chair for the Quilt Show boutique, and helper for picnic and Christmas parties. I think volunteering helps me grow and feel like part of our quilting community.

Do you come from a quilting or crafty background? What originally brought you to the quilting world? Why and when did you make your first quilt?

I did not come from a quilting or crafty background. I did participate in 4H for sewing and Horsemanship when I was young, and I loved both experiences. When I was getting close to retirement, I decided that golf, hiking, quilting, and sewing would be great hobbies. So far, quilting has become my focus. I made my first quilt from a Missouri Star beginner kit in early 2022.

Do you have a favorite style of quilt- modern, reproduction, appliqué, art.....?**A favorite type of fabric? A favorite designer? A favorite quilt you have made?**

There are so many wonderful choices, Modern, improv, paper piecing, so many styles interest me. There are so many beautiful fabrics, I really like batiks, shot cotton and solids. I don't have a favorite designer yet, but I really like Tilda, Kaffe, Tula.

Have you ever made a quilt where once was enough with that technique? I'll never make another one like that again!

I recently repaired a wool quilt for a friend. My friend was thrilled with the outcome, but I don't think that is something I would ever do again.

Stitches In Time—Continued

Have you taken a class or experienced a teacher who influenced you or made a lasting impression on your work?

I took an Art Quilt class with Susan Carlson in Maine. It was a wonderful experience; she is an amazing artist and teacher. Her eye for color, value and tint amazed me. I am still learning how to use color to create. I think I am more “crafty” than artist. She inspired me to try to see the world like an artist sees the world and translate that vision to my projects.

The quilting world is constantly evolving with new fabrics and techniques continually arriving on the scene. Is there a technique or pattern, new or old, that is on top of your ‘to do’ list?

I am intrigued with paper piecing and look forward to learning how to use the technique for simple and complex projects. I just took a 3rd Saturday workshop on paper piecing that was an excellent experience. There is so much to learn from our members!

It is amazing how even the quilting world has assimilated technology, from on-line classes to designing your own quilts. Have you embraced the ‘techy’ side of quilting in any way and, if so, how?

I am not very techy, but I do love online classes and Zoom sewing sessions. Both are wonderful ways to learn new things and meet people. I think my sewing machine has more tech than I know how to use, but that is part of the fun. I am enjoying the challenge of learning new things and improving my skills.


What is the allure of quilting that keeps you wanting to make more?

I am early in the learning phase, so the world is my Apple. So many techniques to explore and so many beautiful patterns and fabrics. It is easy for me to get distracted by the next new thing I see.

Life is an adventure and continually challenges and amazes us. Do you have any advice to share on how to live our best lives?

Share your talents and what you love with others!

Thank you, Karen, for sharing your journey. Your spirit of volunteerism is an inspiration.



Quilt Registration—Debi Snyder

Instructions and Guidelines for Entering Kitsap Quilters 2025 Quilt Show FEBRUARY 14 – 15, 2025

Entries: All quilts entered must be made and/or quilted by a current member of Kitsap Quilters.

CURRENT members of the Kitsap Quilters Guild are those with DUES PAID by 12/20/2024

Dates for entries: Dec 21 – Jan 10, 2025, no exceptions, the registration form will be closed as of January 11.

How to enter: Submit **ONE entry form for each quilt** at: <https://forms.gle/wjK9v5rdHr4YfZPy5>

ONLY through the link found at <https://kitsapquilters.com>. You will initially receive an email message acknowledging your submission. **Please use the email report to check your entries, if you notice a mistake email the change that needs to be made to Debi Snyder at immediately.** Your registration ID number(s)/drop-off labels will be emailed to you by 02/01/2025. Contact Debi Snyder if you haven't received your labels by 2/2/2025.

Quilt show categories: Please enter your quilt/items into the appropriate category. If you are unsure of which category to choose, please contact the Quilt Show registrar, Debi Snyder (contact info below).

All items are eligible for Viewers' Choice to be voted upon by quilt show attendees.

- 100: Large Pieced Quilts – (perimeter equal to or greater than 310")
- 200: Medium/Large Pieced Quilts – (perimeter between 241" and 309")
- 300: Medium Pieced Quilts – (perimeter between 161" and 240")
- 400: Small Pieced Quilts – (perimeter less than 160")
- 500: Contemporary – any size (Improvisational, Modern, Whole-cloth quilting which enhances fabric design)
- 600: Applique/ Embroidery – Any size with applique and/or embroidery on more than 35% of the surface of the
- 700: Contemporary BOM Quilts – Any size quilt made with monthly blocks provided by Katherine Holtgraves
- 800: Innovative / Art Quilts / Collage – any size and should extend beyond traditional and contemporary disciplines using personal expression in design, color, or techniques
- 900: Miscellaneous – garments, table runners, purses, pillows, placemat sets, etc.
- 1000: First Time Entry -- First time entering a Kitsap Quilters show, one entry per new member
- 1100: Challenge – Near the Salish Sea - Must conform to the requirements specified by Challenge Chair (refer to Challenge Quilt instructions in the newsletter).
- 1200: Third Saturday Quilts

Sleeves: Any quilt wider or longer than 48" must have a 4" sleeve. Please see additional instructions on the website. Quilts up to 94" long will be on the regular standards. Quilts 95" to 97" may be on regular standards provided the sleeve was put on at least 2" from the top. Otherwise, they must be pinned up.

Oversized entries: The guild has poles to display larger quilts and will make every effort to accommodate your quilts. However, the number of oversized pole sets is limited, and you may be asked to follow these instructions: Quilts measuring more than 92" in length must be folded and securely safety-pinned to conform to the maximum length of 92"—this should be done by the owner prior to drop off. Exception: If you agree that your oversized quilt could be hung horizontally rather than vertically, the maximum length without being pinned is 115". (The guild also has a limited number of ten-foot cross poles for this purpose.) **(If either width or length is over 110" you must get prior approval from set-up chair.)**

Quilt Registration—Continued

Comment section: This is the narrative that will appear on the information card displayed with your quilt. Your comments must be limited to 420 characters including spaces. The entry form asks you to indicate pattern, designer, quilter, or other people who helped make this item. You may wish to list any hand techniques (embroidery, appliqué, embellishments, etc.) or other pertinent details. Please state if your entry was made from a kit. Any part of your narrative more than 420 characters will not be included. **If more than 2 makers, list those names here.** [Comments can be written in Word and then copied and pasted to this section.](#)

Number of entries: You may enter as many as SIX items in the quilt show. Entries should not have been exhibited in previous Kitsap Quilters quilt shows.

List the priority you want your quilts to be selected for hanging, in the event space is limited, on the entry form.

Hanging instructions: Please designate “top” on the back of the quilt if its direction is not obvious and does not have a sleeve.

Items for sale: If your entry is for sale, include the selling price on your entry form. The guild is to receive 15% of the selling price of member items sold through the quilt show.

Drop Off: Specific instructions for dropping off your entry items are noted on the website and in the newsletters. Be sure to bring your numbered ID form to the drop off location. This ID form is to remain attached to your item until it is returned to your hands.

Withdrawals: If for any reason your entry must be withdrawn, please notify Debi Snyder by January 15, 2025.

Security and Safety: The guild will provide all reasonable care to safeguard your entry, but it cannot be held responsible for loss or damage. Insurance is the personal responsibility of the entrant. No items may be taken down and/or removed from the show – including items that may be sold during the show.

No extraneous advertising or print material may be attached to the quilt, quilt hanging materials or display without permission of the Quilt Show Chair.

Special Handling: On the entry form, please note any special handling you are requesting for your item.

Multiple Pieces: Indicate on the entry form comments section the total number of pieces in your entry. Entries consisting of more than one piece, such as clothing ensembles, placemat sets, etc., must have your name and registration number noted on all pieces including accessories, attachments, sticks, photos, etc.

By entering your item in the quilt show you grant permission for it to be photographed.

Questions or problems: Contact Debi Snyder by phone:

Quilt Drop-Off Information—Keitha Unger

Quilters, please make arrangements to leave your quilts with the Drop-Off Volunteers between Friday, February 7, 2025 and Tuesday, February 11, 2025..

All quilts must be registered and must have a “QUILT ID TAG” issued for the quilt you are delivering. *No quilt will be accepted without it.*

PLEASE NOTE THE FOLLOWING: Any quilt wider than 48” must have a 4” sleeve. Please see the additional instructions on the website.

Quilts up to 94” long will be on the regular standards. Quilts 95” to 97” may be on the regular standards provided the sleeve was put on at least 2” from the top. Otherwise they must be pinned up. Quilts between 96” and 110” wide and 98” to 110” long will be on the larger standards. The ID tag should say “Contact Luisana/Set-up for hanging instructions” for both sets of oversized.

Quilts will be available for pick-up starting Monday, February 17, 2025 at the Drop-Off Points. No quilts will be released at the close of the show.

If there are any questions regarding the Drop-Off or Pick-Up of quilts, please contact Keitha Unger, (home) (Please put “Quilt Show” in the subject line.)

More detailed information can be found on the website.

Drop-Off People 2025

Bainbridge Island:

Gail Mann

Kingston:

Andrea Rudman

Olympic Peninsula:

Vicki Adams

Continued on next page

Quilt Drop-Off Information—Continued

Bremerton:

Lisa Jette

Barb Peterson

Jen Rudinsky

Poulsbo:

Amy Constant

Maureen Narimatsu

Nancy Parrott

Debi Snyder

Lynn Thornton

Keitha Unger

Silverdale:

Linda Morton

More detailed information is on the website.



2024 CHRISTMAS POTLUCK



This year's **Christmas Potluck** meeting will be held on **December 17th from 5pm to 8pm**

Bring a favorite dish to share. Water and Christmas Punch will be provided.

Santa and Mrs. Claus have planned games and prizes to make the party merrier!

Mark your dance card for the 17th for a night of enjoyment with your favorite Quilt Family.



HOLIDAY ORNAMENT EXCHANGE

One of the joys of the holidays is sharing our creativity with others. If you would like to share your creativity, bring a handmade ornament to the party in a plain paper bag. Everyone participating, will go home with a wonderful Holiday treasure!

Lapel Pins—Sarah Lewis

A membership benefit this year is a Kitsap Quilters lapel pin! When you renew your Kitsap Quilters membership or join Kitsap Quilters, you will receive a lapel pin with the Kitsap Quilters logo on it.

Chris Miller will be distributing the lapel pins at the monthly meetings when members check in. Chris is keeping track of who gets their pin. We will only be giving them out at meetings—we will not be able to mail them if you can't get to a meeting. And if you lose your pin, it can be replaced for \$5.

We will also be giving the Kitsap Quilters lapel pins to guilds when we visit with the raffle quilt and to vendors at the Quilt Show as a thank you for supporting our event.

We can't wait to see everyone sporting their Kitsap Quilters lapel pins at upcoming events.

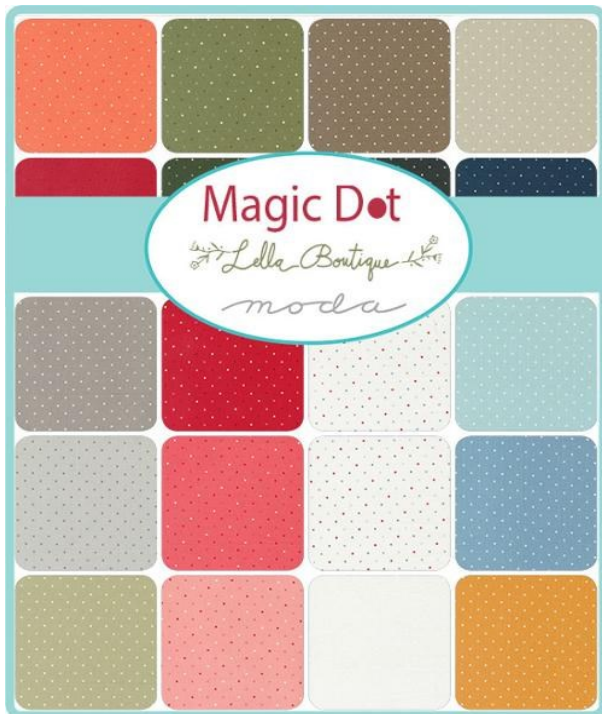




Sherry's Cozy Quilts

Fabric, notions, and all things warm & cozy.

New in the shop this month is Magic Dot from Lella Boutique.



Also in the shop is Laguna Sunrise from Sherri and Chelsea



Come in during the Fall retreat and mention that you are in attendance and receive 10% off your purchase.

Regular business hours:

Wednesday through Saturday 10am-5pm

Sundays 11am-4pm.

We are located at 19735 10th Ave NE, Poulsbo WA 98370.

Phone: 360-930-0572

Look for us on the web at www.sherryscozyquilts.com or on Facebook.

Questions: please email sherryscozyquilts@gmail.com

5404 Diamond Place NE
Bainbridge Island
Washington

Sewing Machine Cleaning and Repair

Jim Mann
Certified Technician
jimmann7@hotmail.com

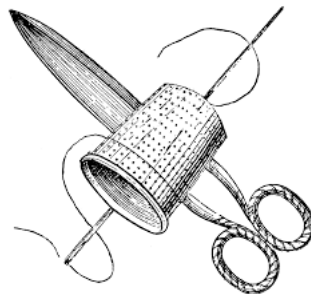
206-780-9648 206-713-0370

Let's Finish Those Quilts

Gloriajean Church
360-204-0745
finishquilts@gmail.com
www.finishthosequilts.com

Longarm Quilting Services

Online Fall
Market begins
Friday,
November 8,
2024



Kitsap Quilters welcomes new members throughout the year. You are invited to attend two meetings free, after which membership is required for further attendance. Please visit our website at www.kitsapquilters.com for more information.

Clallaberry
Farm
Quilt Design Studio

Jody L. Whalen
office: (253) 858-5581
cell: (360) 440-3073
jlwhalen@centurytel.net

Professional
Longarm
Quilting

KITSAP QUILTERS WILL BE IN BOOTH 617.

Stop by - Leave your bags - Come visit with us!!!!

COME TO THE SEWING EXPO in Puyallup.

**FREE PARKING!
NOW IN HUGE SHOWPLEX!**

23rd Annual Northwest Quilt, Craft & Sewing Festival
Bigger, Better & more Creative than ever!



FREE CLASSES, DEMOS & SWAG!

For additional show information visit our website at:

quiltcraftsew.com

**HUGE SHOW & NEW VENDORS!
SEW CREATIVE & COLORFUL!**

Northwest Quilt, Craft & Sewing Festival

WA State Fairgrounds/Puyallup (110 9th Ave SW)
(Showplex Bldg / Blue lot & gate) **FREE PARKING!**

NOV 14, 15 & 16, 2024

Thurs & Fri 10 am - 5 pm, Sat. 10 am - 4 pm

SEWING • QUILTING • NEEDLE-ARTS • CRAFTS

See and buy the latest supplies, fabrics, notions patterns and tools... all under one roof!

\$500 CASH given daily at 9:45 am
Now in bigger & better Showplex Bldg!
More to see & better concessions too!

\$2 OFF ADMISSION!

\$12 WITHOUT COUPON / PHOTOCOPIES OKAY
EVERYONE MUST HAVE A PRINTED COUPON
BUY NOW & SKIP THE LINES, \$2 OFF TIX ON OUR SITE