



October, 2024

**Next Meeting: October 22, 2024 6 pm**

**North Point Church  
1779 NE Hostmark St , Poulsbo**

**President’s Message—Karen Boeve**

Happy October everyone! There is “sew” much going on in our guild; the Library Kaffe challenge, preparation for the quilt show, in house quilt, Christmas blocks, education and training, zoom sew-a-longs, and small groups, just to mention a few. That does not include all the quilts, large and small, you are making at home to support our community service programs. You are all an inspiration to me, and are truly points of light!

Our guild and service to our community would not be possible without the work of the many volunteers that keep us going, both in the forefront and behind the scenes.

Every month, I would like to recognize a volunteer or group of volunteers, as our KQG Points of Light. We have so many volunteers that do so much to support our Guild and our community. All year, I will be gathering your nominations to help identify our points of light. So please send me an email if you see a member you would like highlighted. Actions can be big or small, known by many, or behind the scenes.

**REMINDER:** The next board meeting will be held on Thursday, October 17th at 9:30 am on zoom.

**Guild Contacts**

President: Karen Boeve

Secretary: Susi Gaskins

Vice President: Katherine Holtgraves

2025 Quilt Show Chair: Darlene Boggs

Treasurer: Barbara Martin

Newsletter Editor: Marj Deupree

Treasurer Elect: Jan Kohler

Past President: Jeannette Schanbeck

*Kitsap Quilters was established to foster and encourage the art of quilting, both in its traditional approach and its contemporary adaptation, to bring together those who love the art form and to share the art form with the community.*

## KQG Points of Light—Karen Boeve

---

**Marj Deupree** and **Audrey Fitzgerald** are the October KQG Points of Light!

The newsletter you are reading would not be possible without Marj's dedication to keep us informed. She compiles all the input from committee chairs and packages the information up to keep us informed. She updates our webpages, ensuring that our members and the community learn more about the guild.

Audrey is the chair of the 3rd Thursday Education committee. She coordinates training and sewing-a-thons all year long. Recently, she donated all the fabric and put together the kits needed to supply participants of the Hospice/Fred Hutch Sew-a-thon. She also donated a quilt to support the Kiwanis Club

## September 2024 Kitsap Quilters Guild Minutes—Lisa Jette

---

Past President Jeannette Schanbeck called the meeting to order at 6:02 PM.

The July general meeting minutes were approved as published in the August newsletter. The motion to approve was made by Colleen Lane and second by Sherry Schweitzer and passed by unanimous voice vote.

Jeannette presented the 2024-2025 Budget as posted online. Mary Jo Brisbon made a motion to accept the budget as posted. Karen Boeve second. The motion passed by unanimous voice vote.

Barb Martin gave the Treasurer's Report. Checking balance: \$333453.06. Savings balance: \$9,938.39. More details on the treasures report will be in the newsletter.

Jeannette recognized her outgoing board members and committee chairs and thanked them for making her year go so smoothly. Jeannette then passed the Official Rotary Cutter to new President Karen Boeve who then conducted the remainder of the meeting.

Kiwanis club members Margaret and Bruce McBurney was present to receive a quilt for their upcoming raffle donated by the guild.

### Committee Reports:

Fall Retreat – Val Martinson, Donna Gearn and Norma Tipton reported that 18 Full Time, 1 Part Time and 10 Day Use have been reserved. Seabeck would like to see 20 full time and 5 part time filled. If you are interested in joining them, contact Val Martinson or Donna Gearn.

Membership – Chris Miller signed up many new members tonight but did not have an updated number to publish just yet. Four new members joined at the meeting.

## September 2024 Kitsap Quilters Guild Minutes—Continued

---

Education – Audrey Fitzgerald

October 19 – Paper Piecing with Luisana Sawyer

November 16 – Cuddles with Barb Peterson – put together kits or sew quilts

January 18 – Reading Pillow with Margaret Jones

Quilt Show – Darlene Boggs The only remaining chair needing to be filled is a co chair to work with Darlene. It was stated that the position does not mean you will have to be the next quilt show chair. It is a big job and Darlene could use a right hand person.

Quilt Show Volunteer Sign up sheets were available at the meeting and will soon be online to sign up to work your required 4 hours as part of your membership. An additional 2 hours will be required if you want to sell items in the Boutique. Please contact Nancy Mathisrud if you have questions or need help signing up.

Fred Hutch and Hospice quilts – Leslie Stapleton Fred Hutch is requesting quilts on an every other month basis. They find their patients prefer a little larger (50"x60"). Don't forget the Hospice Quilt on-going need.

In House Quilt – Marj Deupree, Nancy Mathisrud, Maryjane Efstathiou and Colleen Lane The team is collecting blocks thru the November meeting. You can make up to 4 sets of blocks. Every entry gets you one chance at winning the quilt. Directions are in the newsletter.

Library – Karen McCutchen – The Kaffe Library Challenge quilts (or quilt tops) will be shared at the November meeting.

Web Master – Marj Deupree When you receive an email blast from the guild, please DO NOT just hit REPLY. If you do, your response will go out to CYBER NEVER NEVER LAND. If you wish to respond, look in the email for a highlighted email address and click on it. Then send your email to that person.

OLD BUSINESS –

Membership Drive/Lapel Pins – Membership renewal is due by October 31. When you pay your current membership fee you will receive a guild pin. The pins must be picked up at the guild meetings as they will not be mailed.

Committee Chair Update – We need a Quilt Show co-chair! This is a single year commitment and does not require you to chair the 2026 Quilt Show. We are also recruiting a Small Group Chair. You can contact Debi Snyder if you want to know the duties of the Small Group Chair.

Summer Picnic – Jeannette reported 46 people were present. There was fabric toss, tie dye and great food. Thank you to Jeannette and her crew for a great picnic.

Continued on next page

**NEW BUSINESS –**

New Password – The new password will be emailed out November 1 by the web master. You must be renewed/paid for the 24/25 year to receive the new password.

SHOW AND TELL by members

JEANNETTE SCHANBECK gift, sash and tiara. Jeannette Trunk Show. (she made 6 quilts in 6 weeks to share with us as she does not keep her quilts once completed!) Her gift quilt was pieced and quilted by Luisana Sawyer.

RAFFLE TICKET DRAWING for those who have picked up and paid for their 10 (or more) tickets.

FAT QUARTER EXCHANGE – Leslie Stapleton

DOOR PRIZE RAFFLE

Upcoming Dates

October 17 – Board Meeting – 9:30 - Zoom

October 19 – Third Saturday Workshop – 10:00

October 22 – Membership Meeting – 6:00

October 23 – Workshop – Featherweight Maintenance (full)

The meeting was adjourned at 7:15 PM. Submitted by Lisa Jette, Secretary

**Quilt Show Volunteer Sign-up—Nancy Mathisrud**

Sign ups for the quilt show is on line at <https://www.signupgenius.com/go/805054DADAD29A0FD0-51780047-kitsap#/>

We will be signing up for the following days:

1. Wednesday will be set up day (equipment will be moved from storage and floor will be marked).
2. Thursday will be hanging the quilts. (Last year we had great help with significant others helping)
3. Friday is the first day of the quilt show. The areas for signups are: front door, membership, raffle quilt/bucket raffle sales, door monitors, kitchen and volunteer booth.
4. Saturday is the second day of the quilt show. The areas for signups are: front door, membership, raffle quilt/bucket raffle sales, door monitors, kitchen and volunteer booth. Please consider working on Saturday as last year we were very short for help
5. Take down begins at 5 on Saturday.

If you have questions or problems call me at or email me at . Thank you Nancy Mathisrud

**Please sign up for each day/time you will be working.**

## 2025 Quilt Show—Darlene Boggs

Thank you to everyone that made it to our first Quilt Show meeting in September. I would like to announce that Gail Mann will be Co-Chairing the show with me, and I know she will be a huge asset. Nancy Parrott will be heading up Publicity/Media, and Terry Loy and Diane Levang will be doing demonstrations. We had a great meeting, and I will be scheduling another gathering later this month. Please remember to sign-up for your volunteer hours.

**Due to the early meeting in November, the deadline for the November newsletter will be Thursday, October 31st.**

Committee Connection/ Orientation Meeting. October 28th 3:00-5:00 pm at the Poulsbo Library. Executive Board, Standing and Special Committee Chairs and Co-chairs, let's get together to connect and share ideas for the coming year. This is an opportunity to talk about our roles, exchange ideas, and when available, share updated committee notebooks. Any member is welcome to attend.

Please RSVP to Karen at or text whether or not you can attend to , so I know how many snacks to bring!


## Membership—Chris Miller

We had a very big run on renewals at our September meeting. Excited to get everyone renewed. As of today (10/5/24) we have 109 renewals, 3 new memberships, and 1 rejoining member. I will be placing another order for nametags the beginning of next week. If you would like to order one, please let me know. For those of you who did not receive your membership card at the meeting, they will be waiting for you at the membership table at the October meeting.

## Boutique Volunteer Sign-up—MaryJane Efstathiou and Becky Holt

Please be sure to sign up for the regular volunteer positions (4 hrs). Boutique sign-up times will be posted in the near future.

# Christmas Block Exchange



For our new guild members, it's been a tradition to exchange holiday blocks at our Christmas Potluck dinner in December.

You can start shopping for fabric and picking a pattern for a fun 12.5" unfinished block pattern. You will need to make 6 blocks of the same block and 7 if you want one for yourself.

Registration to participate in the block exchange will be available at the September, October and November meetings, then you will receive an assortment of fun blocks in December.

**The rules to participate are as follows:**

- No blocks on point
- No 4 or 9 patch blocks

- No panels with a border added.
- No synthetic fabric
- Blocks must measure 12.5 inches including the seam allowance.
- Flannel, felt or wool may only be used for embellishment, which you are free to use, but please attach by sewing.
- All appliqued pieces must be sewn down.
- Put your name on the back seam allowance of each block.
- You may make two sets of different blocks, but no more than 12 blocks will be accepted from one person.

Any blocks not following the rules will be returned to the maker.

Place each set of blocks in a separate zip lock bag labeled with your name. Blocks will be accepted until the November meeting. Your bag will be returned to you at the Christmas party with 6 fun blocks done by your guild buddies. If you cannot make the party, we will bring your blocks to the January meeting.

Questions? Contact Debbie McKeever:

[debnbigmac@comcast.net](mailto:debnbigmac@comcast.net) or 360-297-3051

October, 2024

## In-House Quilt—Nancy Mathisrud, Marj Deupree and Mary Jane Efstathiou

Volume 44, Issue 10

This fall's In-House quilt will be another where you use your own fabrics. You must make pairs of 8.5" (unfinished) blocks. One block will be an "X" block and one block will be an "O" block. You may make up to 4 pairs. With elections coming up, this will be a patriotic quilt using red, white and blue fabric. For each block, you will make 4 identical 4.5" (unfinished) blocks and sew them together to make one 8.5" (unfinished) block. Each block will finish at 8" and members may contribute up to 4 pairs of 8.5" blocks. Each block earns one entry into the drawing for the finished quilt.

**Fabric Selection:** One color must be red, blue or a red/white/blue combination.. The other should be white, off-white, or white-on-white.

**Cutting:** You will need to cut four (4) 4.5" squares from your "colored" fabric and eight (8) 2.5" squares from your "white" fabric.

**Piecing:** Draw a diagonal line from corner to corner on the back side of each 2.5" square. Place the corner of a white square on the corner of a colored square, right sides together and sew on the drawn line. Repeat for the other 3 colored squares.




Trim off the excess fabric from the corners. Press the seams. Tip: If you press the seams on two of the blocks towards the center and press the other two towards the outside, you can nest them when you sew the four blocks together.



Block 1: Sew the four blocks together as shown in the picture to make an "X".



Block 2: Sew the four blocks together as shown in the picture to make an "O".



Continued on page 9



October, 2024

## In-House Quilt—Continued

---

Blocks may be turned in to Nancy Mathisrud, Marj Deupree or Mary Jane Efsthathiou at the November meeting. Be sure they are labeled with your name. No blocks will be accepted after November 30th. The drawing is tentatively scheduled for the January meeting. Questions? Ask Nancy () or Marj ()

For any new quilters who wish to try this out and want more information, there are tutorials on YouTube for XO quilt blocks. Note that they may be using difference sizes than what we have above

Volume 44, Issue 10

## Fat Quarter Lottery—Carolyn Nannery

---

Welcome to this year's FQ lottery! Bring a FQ in the color/theme to enter each month. One chance to win for each FQ you enter. The months of August and December there is no FQ lottery because of our parties.

Here's the remaining line up for 2024:

Oct. - Orange/Black

Nov. - Holiday/ Reds and Greens

Dec. - No lottery due to Holiday Party

Looking forward to seeing all the wonderful fabrics you bring this year!

## Sunshine and Shadow

---

Kitsap Quilters has a Sunshine and Shadow chairperson, Marvalee Nance. If you are aware of someone who might be in need of a card to celebrate something special or a note of sympathy or support, please contact Leslie. She will send a greeting from Kitsap Quilters to that member to let them know we are thinking about them.

Marvalee can be reached at or emailed at

## Sew-ins via Zoom—Colleen Lane

---

Share the camaraderie of sewing with friends from your home!

**All Zoom Sew-In's (Saturday and Monday) will use the Saturday Zoom sign in link.....**

**MONDAYS— 10 am to ??????**

**SATURDAYS- 9 am to ?????**

To join the Zoom Meeting, checkout the schedule on the Member's page of the guild website and **use the Saturday link for all Sew-In's**. If you have any questions, please contact Colleen Lane at or

## October, 2024 Programs—Luisana Sawyer

October 22, 2024 - Vintage Sewing Machines - A visual Journey. David Werther of Quilters Connection in Olympia will be giving us a presentation of sewing machines in history. He refurbishes Singer sewing machines and will have some parts available for purchase (lights for example)

October 23, 2024 9:30 – 4 - Workshop for maintenance and repair of Featherweight machines. More details will be sent directly to folks who have indicated interest.

## 3rd Saturday Workshop—Audrey Fitzgerald

Due to unexpected rescheduling requirements, Luisana Sawyer's paper piecing workshop has been moved to 19 October.

Sign ups for workshops are in the church lobby during guild meetings. I am close to the door behind the Hospitality table when you first enter the church. If you are not able to sign up for a workshop in person, email me, Audrey Fitzgerald, at to sign up. The workshops run from 10:00 a.m. to 3:00 p.m. at the church and there is a \$5.00 class fee. Supply lists will be emailed out a couple of weeks before the workshop to allow for the gathering of materials.

Please remember that workshops are led by quilters like you who have volunteered to share a project with their fellow guild members. If there is something that you enjoy doing or a favorite project that might be of interest to our group and you would like to share, please contact me. Also, fresh ideas for future workshops are always welcome.

## Raffle Quilt—Katherine Holtgraves and Jeannette Schanbeck

WE ARE THRILLED to have **34%** of our members purchase tickets for our Raffle Quilt. We want to remind all members that we ask that each person purchase 10 tickets. It is such a great way to support all of the educational opportunities we offer here at KITSAP. You can give these to your friends and family.. or you can win yourself. **Please see us at every guild meeting... to purchase your 10 member tickets. We will be raffling off a prize each guild meeting... we hope that you will win that as well.**

**PLEASE buy your 10 member tickets at the coming October Guild Meeting!!!!!!**

**SEPTEMBER Raffle NEWS: Sherry Schweizer won the September Raffle Quilt PRIZE!!! YEA.**

We wanted to be sure that you knew that she purchased a great deal of tickets to give out to others. We thank her so much for her kindness and her support of Kitsap Quilt Guild.

SHERRY you ROCK! for each ticket purchased you will be entered once into the raffle prize opportunity at each guild meeting!

## Small Groups—Debi Snyder

---

**SMALL GROUPS** — Small groups are a great way to meet and get to know other guild members that are interested in similar techniques.

### Applique / Handwork

First Tuesday each month – 10 to 12:30 at North Point

Join us for a great social time doing handwork and applique

### Improv

First Thursday each month – 10 to 1 at North Point

Come join us if you are interested in working and learning with others on improvisational piecing and design.

**Dear Jane** -- work at your own pace and share with others your version of the Dear Jane quilt originally pieced by Jane Stickle in 1863.

Second Thursday each month 1 – 3 in person at North Point church

Every Thursday except for second each month 1 – 3 Zoom, using Saturday log on

## Challenge Quilt—Diane Levang

---

### 2025 Challenge Quilt

## Near The Salish Sea

We live in such a beautiful area, with Puget Sound nestled between the Olympic and Cascade mountains. Create your own impression of what the Salish Sea means to you.

The quilt can be up to 30" in diameter – square, rectangular, or circular.

The unveiling will be at the January general meeting, 1/28/2025

## Stitches In Time—Nancy Parrott

### *Show Us the Money!*

The Member's Spotlight for October needs to be on high beam to cover all the accomplishments of our new treasurer, **Barb Martin**. Barb joined the guild in 2016 after she retired. In her own words, she has "...volunteered for many positions in support of KQ operations and activities. I have been Vice President, President, Program Chair, Treasurer Elect and now Treasurer. I enjoy helping with other activities as time allows."

I would like to expand on a few of those 'other activities. My first memory of Barb was as a presenter in a Third Saturday Workshop on how to use large wedge rulers. Noting her superpower for teaching, I later recruited her to present two more workshops, one on inset circles and another on transparency using circles. She later assisted Terry Loy with the standout workshop, Rediscovered Dresdens.

Barb is currently the scribe for the guild's Improv Group. She keeps us all straight on who is doing what when, as well as educating us on improv techniques. She also was in charge of demonstrations for last year's quilt show. Do we see a theme here?

Barb's talents, as you might expect, transcend teaching, and come to full expression as a creative quilter. One need only look at last year's raffle quilt, which she designed and stitched, to affirm her expertise.

As I recall, Barb was also instrumental in getting the guild set up with Zoom activities during Covid. That capability which allowed us to stay in touch during that unprecedented time was the glue that held the guild together.

With this bit of history behind us, here is an updated reprisal of a previous interview written by Barb when she held an earlier board position. Enjoy!

### **Do you come from a quilting or crafty background? What originally brought you to the quilting world? Why and when did you make your first quilt?**

I have always been a sewer – since elementary school. Technically, I made my first quilt in about the fourth grade. I used to go to my grandmother's, and she would let me use her sewing machine. I started quilting in 1992 or 1993. I lived in Fairbanks, AK and stopped at a local quilt shop for fun after seeing beautiful quilts at the local fair. I bought a book and some fabric and got started. I cut my first quilt by drawing on fabric and cutting it out with scissors. Shortly thereafter I took a class at that same shop and discovered rulers and rotary cutters.

### **Do you have a favorite style of quilt- modern, reproduction, appliqué, art.....?**

### **A favorite type of fabric? A favorite designer? A favorite quilt you have made?**

I have tried many styles of quilting. I have primarily been a machine piecer across time – usually more

Continued on next page

## Stitches In Time—Continued

traditional patterns. That is evolving. I am fascinated by curves, so have tried many patterns that incorporate curves, such as fans, Dresden plates, wedges, and other forms of curves. In the past few years, I have been exploring curves, circles and inserting these shapes into my quilts. I have been participating in the KQ Improv group for the last year or so. This group is really challenging me to use more and different techniques and combining techniques in a quilt. My quilts are definitely more modern than traditional these days.

I was asked to make the KQ Raffle Quilt for the 2024 drawing. The result was *Hawaiian Sunrise*. I used my nine-degree wedge ruler to make the large center medallion and designed the corner elements. I used freezer paper to make patterns and templates in order to piece the curved elements. As part of the process I made a full-sized prototype, to test design elements and constructability.



**Have you taken a class or experienced a teacher who influenced you or made a lasting impression on your work?**

Starting in 2019, I began taking classes from Patricial Belyea, learning her design techniques and methods for curves. I still attend an annual retreat with her, where she presents participants with a design challenge and introduces new elements. I have also been experimenting with fabric design such as marbling and fabric printing.

**Have you ever made a quilt where once was enough with that technique? I'll never make another one like that again!**

I am not a big fan of foundation paper piecing. I have recently tried freezer paper piecing, which works better for me. This has led me to try some New York beauty blocks.

**What is the allure of quilting that keeps you wanting to make more?**

I enjoy quilting and seeing the results. I am very engaged in designing my own quilts and truly enjoy that aspect.

**Do you have some words of wisdom that you have found helpful in navigating through life?**

Do what you truly enjoy. Take advantage of workshops, classes, small groups offered by the Guild – there is so much to learn, and it is fun to sew with others!

Thank you, Barb, for sharing your journey. Your spirit of volunteerism is an inspiration.

## Fall Retreat—Van Martinson, Donna Gearns, Norma Tipton

### FALL RETREAT 2024 NOV 13<sup>TH</sup>-NOV 17<sup>TH</sup> REMINDERS

**Welcome to those attending fall retreat, our sewing vacation at Seabeck Conference Center in Seabeck. Enjoy sewing on any project, visit with friends, share ideas, have your meals supplied and relax.** Please refer to [Seabeck@seabeck.org](mailto:Seabeck@seabeck.org) for more information and maps of the grounds.

**Arrival time: 10:30 a.m. or later on Wednesday.** This gives retreat planners time to make sure the sewing rooms are set up and ready for you to sew. Only the planners will arrive at 10. **Note:** Seabeck's policy states that the group will be charged \$100 an hour if they arrive early. **Thank you for your cooperation in arriving 10:30 or later. If you arrive on another day other than Wednesday, you can come at any time. Departure time on Sunday is by 1:00.**

**Sign In:** Meeting House sewing area. Unload. Pick up your keys if staying in the Pines. The Annex rooms are in the Historic Inn, no keys for these rooms.

**Unload sewing items** at the Meeting House sewing area or the Pines sewing area. Choose your table. Please move your car as soon as you are done unloading.

**Parking:** Once done unloading, please move your car. **The Pines parking lot is only for those who sleep in the Pines. All others need to move their car down to the parking area by the Historic Inn.** You may put your personal items in your room at any time. The Pines parking lot is also shared by another group who is staying in the lower level of the Pines.

**Supply lists available:** Contact Val Martinson or Donna Gearns. It is the same list that we had available at signups in September.

**We need several volunteers to bring:**

Ironing board and iron that they are willing to share with others. We need three for downstairs and one for upstairs at the Meeting House. If you are sewing in the smaller Pines sewing area, we will also need an iron and ironing board to share. If you bring a smaller iron to use at your sewing table area, please share with those sewing around you.

We will also set up two large cutting tables downstairs and one upstairs in the Meeting House. An extra cutting table will also be supplied in the Pines sewing area for cutting. We need several volunteers to share their large cutting mats and rulers in each sewing area.

Many of us bring snacks to share during the day with others.

**Optional friendship block:** Norma Tipton will have an example and instructions to make the block.

Bring scraps of bright, happy multicolored. Light background of your choice. Scraps 10" to 12"

The drawing will be on Saturday night.

**BINGO GAME Saturday night** hosted by Donna Gearns. The Bingo game is back again this year! Bring a fat quarter for each game you want to play; there will be 5 games total. The winner of each game wins all the fat quarters.

**There are still spaces available in overnight rooms in the Annex and Pines building.** Our cap of day only participants is at 16. Once we fill the overnight rooms we can add onto day participants. If you want to invite a non-member for an overnight participation, the guild approved several years back that a nonmember could attend retreat by paying and additional \$30. We want to fulfill our contract obligation so as not to incur additional fees.

**Currently Seabeck has no Covid restrictions. We ask, however, that if you have a cold or any signs of Covid, please take care of yourself and recover at home.**

**Enjoy our time at retreat to have fun, laugh, get projects started and/or completed. Contact planners for any further questions: Val Martinson and Donna Gearns. Website: Seabeck@seabeck.org**

# 2024 CHRISTMAS POTLUCK



This year's **Christmas Potluck** meeting will be held on **December 17th from 5pm to 9pm**

**Bring a favorite dish to share.** Water and Christmas Punch will be provided.

Santa and Mrs. Claus have planned games and prizes to make the party merrier!

**Mark your dance card for the 17th for a night of enjoyment with your favorite Quilt Family.**



## Lapel Pins—Sarah Lewis

A membership benefit this year is a Kitsap Quilters lapel pin! When you renew your Kitsap Quilters membership or join Kitsap Quilters, you will receive a lapel pin with the Kitsap Quilters logo on it.

Chris Miller will be distributing the lapel pins at the monthly meetings when members check in. Chris is keeping track of who gets their pin. We will only be giving them out at meetings—we will not be able to mail them if you can't get to a meeting. And if you lose your pin, it can be replaced for \$5.

We will also be giving the Kitsap Quilters lapel pins to guilds when we visit with the raffle quilt and to vendors at the Quilt Show as a thank you for supporting our event.

We can't wait to see everyone sporting their Kitsap Quilters lapel pins at upcoming events.





# Sherry's Cozy Quilts

*Fabric, notions, and all things warm & cozy.*

**New in the shop this month is lots of fabric from Free Spirit including Untamed by Tula Pink and The first month of the Tim Holtz Pallet of the month program. This is a 12 month program with ten fabrics each month in a different colorway. October is the Pink Pallet. Join the fat quarter bundle of the month club and receive a free Tim Holtz shopping bag.**



**Tim Holtz Pallet**



**Tim Holtz tote bag**



**Tula Pink Untamed**

Regular business hours:

Wednesday through Saturday 10am-5pm

Sundays 11am-4pm.

We are located at 19735 10th Ave NE, Poulsbo WA 98370.

Phone: 360-930-0572

Look for us on the web at [www.sherryscozyquilts.com](http://www.sherryscozyquilts.com) or on Facebook.

Questions: please email [sherryscozyquilts@gmail.com](mailto:sherryscozyquilts@gmail.com)



5404 Diamond Place NE  
Bainbridge Island  
Washington

Sewing Machine Cleaning and Repair

Jim Mann  
Certified Technician  
jimmann7@hotmail.com

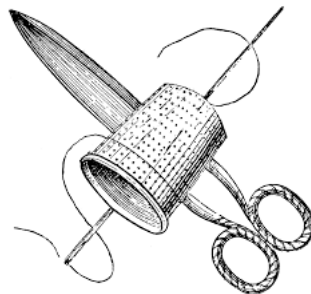
206-780-9648 206-713-0370

Let's Finish Those Quilts

Gloriajean Church  
360-204-0745  
finishquilts@gmail.com  
www.finishthosequilts.com

Longarm Quilting Services

Online Fall  
Market begins  
Friday,  
November 8,  
2024



*Clallaberry  
Farm  
Quilt Design Studio*

Jody L. Whalen  
office: (253) 858-5581  
cell: (360) 440-3073  
jlwhalen@centurytel.net

Professional  
Longarm  
Quilting

Kitsap Quilters welcomes new members throughout the year. You are invited to attend two meetings free, after which membership is required for further attendance. Please visit our website at [www.kitsapquilters.com](http://www.kitsapquilters.com) for more information.

**KITSAP QUILTERS WILL BE IN BOOTH 617.**

**Stop by - Leave your bags - Come visit with us!!!!**

**COME TO THE SEWING EXPO in Puyallup.**

**FREE PARKING!  
NOW IN HUGE SHOWPLEX!**

**23rd Annual Northwest Quilt, Craft & Sewing Festival**  
Bigger, Better & more Creative than ever!



**FREE CLASSES, DEMOS & SWAG!**

For additional show information visit our website at:

**quiltcraftsew.com**

**HUGE SHOW & NEW VENDORS!  
SEW CREATIVE & COLORFUL!**

**Northwest Quilt, Craft & Sewing Festival**

WA State Fairgrounds/Puyallup (110 9th Ave SW)  
(Showplex Bldg / Blue lot & gate) **FREE PARKING!**

**NOV 14, 15 & 16, 2024**

Thurs & Fri 10 am - 5 pm, Sat. 10 am - 4 pm

**SEWING • QUILTING • NEEDLE-ARTS • CRAFTS**

See and buy the latest supplies, fabrics, notions patterns and tools... all under one roof!

**\$500 CASH given daily at 9:45 am**  
**Now in bigger & better Showplex Bldg!**  
**More to see & better concessions too!**

**\$2 OFF ADMISSION!**

**\$12 WITHOUT COUPON / PHOTOCOPIES OKAY**  
**EVERYONE MUST HAVE A PRINTED COUPON**  
**BUY NOW & SKIP THE LINES, \$2 OFF TIX ON OUR SITE**