



September, 2024

**Next Meeting: September 24, 2024 6 pm**

**North Point Church  
1779 NE Hostmark St , Poulsbo**

**President’s Message—Jeannette Schanbeck**

Volume 44, Issue 9

It's been a very fun, busy, creative 12 months. This year, members had the option of doing two different Blocks of the Month quilts. Which has sparked creativity within the group. Our traditions of playing with colors, and thinking outside of the box resulted in more modern quilts. Both were fun to watch the members create their own beautiful quilts.

We took on doing quilts for Fred Hutch's Cancer Centers here in Poulsbo. We gave the patients, comfort, love and support when they wrapped themselves in these gorgeous quilts during their treatment. I know they felt warm, and loved. We all know someone in our lives, that has had, or does have cancer. Thank you, Leslie and Audrey, for helping to fill this need within our community.

Special Thank you to Sarah and her team of workers, on representing our guild with grace and kindness as they went around selling raffle quilts. This was the first year that raffle quilt almost sold out. Good job ladies!

I can go on and on about every single person in the guild, that has made big different this year. From the membership, donations, snuggles, cuddles, hospice, library, gadgets, members, to the Board, I can't thank you enough. You made my 12 months special, and fun. Thank you for being open to change of the Church lobby, accepting creative ideas, and sparking interest in us all. Thank you!

During our September meeting, let's take the time to congratulate and encourage Karen Boeve, as she takes on the role as President. She is already started running, on new ideas. Just little secret.....It's going to be another fabulous year. And I will be right there to help and assist when she needs me.

Now for little business. Please check out on the members page for the Quilt Show and Member Budget. We will be voting on this at September meeting.

**Guild Contacts**

President: Jeannette Schanbeck  
Vice President: Karen Boeve  
Treasurer: Luisana Sawyer  
Treasurer Elect: Barbara Martin

Secretary: Lisa Jette  
2025 Quilt Show Chair: Darlene Boggs  
Newsletter Editor: Marj Deupree  
Past President: Sarah Lewis

*Kitsap Quilters was established to foster and encourage the art of quilting, both in its traditional approach and its contemporary adaptation, to bring together those who love the art form and to share the art form with the community.*

## August 2024 Kitsap Quilters Guild Minutes

---

There was no meeting due to the picnic.

### Incoming President's Message—Karen Boeve

---

One of the finest examples of service to our community is the work of our outgoing president, Jeannette Schanbeck. Her energy, creativity and leadership has been an inspiration to us all. However, after 12 months of service as our President, it is time for Jeannette to transition to her new role as mentor. I am fortunate to be the recipient of her support. We will all benefit from the new roles she takes during the next 12 months.

During our meeting in September, please join your new Board of Managers(BOM) in celebrating Jeannette's accomplishments and creativity. After our business meeting, Jeannette will have her own private quilt show. We will follow up with cake and refreshments.

Thank you Jeannette, and the entire outgoing BOMs, for all you have done, and continue to do, supporting our quilting community!

### Quilt Show Volunteer Sign-up—Nancy Mathisrud

---

## Sign ups for the quilt show will begin at the September meeting.

We will be signing up for the following days:

1. Wednesday will be set up day (equipment will be moved from storage and floor will be marked).
2. Thursday will be hanging the quilts. (Last year we had great help with significant others helping)
3. Friday is the first day of the quilt show. The areas for signups are: front door, membership, raffle quilt/bucket raffle sales, door monitors, kitchen and volunteer booth.
4. Saturday is the second day of the quilt show. The areas for signups are: front door, membership, raffle quilt/bucket raffle sales, door monitors, kitchen and volunteer booth. Please consider working on Saturday as last year we were very short for help
5. Take down begins at 5 on Saturday.

The October newsletter will have the link where you can sign up on line.

## Please sign up for each day/time you will be working.

### Boutique Volunteer Sign-up—MaryJane Efstathiou and Becky Holt

---

Please be sure to sign up for the regular volunteer positions (4 hrs). Boutique sign-up times will be posted in the near future.

## 2025 Quilt Show—Darlene Boggs

---

Great news everyone, we have filled our Co-Chair positions for our next quilt show!

I would like to remind all members that it will be appreciated if we all have involvement in the making and success of our show. The purpose of the show is exhibiting our love and joy of quilting. We do need everyone to please sign-up for volunteering at the show with at least four hours or as much time as you can do. The sign-ups will begin in October online or at the meeting.

Please consider whatever you can do.

The very first quilt show meeting will be on the 23rd of September at the Poulsbo public library during the hours of 4:00pm and 7:00pm. Anyone having an interest in the making of our show is welcome to attend at this time. The purpose of gathering together is to plan and communicate thoughts and ideas concerning the showing of quilts to the public. If any of the co-chairs cannot make it at that time please reach out to me so we can discuss any concerns or requirements you may have.

## Hospice Quilts—Leslie Stapleton

---

We donated 108 quilts plus rice bags to Multicare Hospice the last year and made our first donation of 10 quilts to Fred Hutch Cancer Treatment Center in Poulsbo. Thank you so much ladies and Bob!! Please keep up the good work in the coming year and don't forget the 3rd Saturday Workshop on September 21st where we will be making 3 yard quilts for Hospice and Fred Hutch. Hope to see you there! Thank you, Leslie Stapleton

Save The Date: October 28th, 3-5pm. BOM, Standing Committee and Special Committee Chairs, let's get to gather to connect and brainstorm. I have reserved space at the Poulsbo library so we can share ideas and suggestions for the upcoming year. All members are welcome. Please watch for an email with additional details. Karen Boeve


## Membership—Chris Miller

---

It's renewal time again. I think this year went by faster than last year. Marj has included a copy of the 24-25 membership form in this month's newsletter and it's also available on the website. I have membership cards for those of you who have already renewed. Please stop by and see me before the meeting. For those planning on attending the fall retreat that is taking place November 13<sup>th</sup> thru the 17<sup>th</sup>, please send me your dues as soon as possible. I will be at the September meeting about a half hour before retreat sign-ups start. Looking forward to a great year with the guild.

The Membership form is at the end of the Newsletter.

# Christmas Block Exchange



For our new guild members, it's been a tradition to exchange holiday blocks at our Christmas Potluck dinner in December.

You can start shopping for fabric and picking a pattern for a fun 12.5" unfinished block pattern. You will need to make 6 blocks of the same block and 7 if you want one for yourself.

Registration to participate in the block exchange will be available at the September, October and November meetings, then you will receive an assortment of fun blocks in December.

**The rules to participate are as follows:**

- No blocks on point
- No 4 or 9 patch blocks

- No panels with a border added.
- No synthetic fabric
- Blocks must measure 12.5 inches including the seam allowance.
- Flannel, felt or wool may only be used for embellishment, which you are free to use, but please attach by sewing.
- All appliqued pieces must be sewn down.
- Put your name on the back seam allowance of each block.
- You may make two sets of different blocks, but no more than 12 blocks will be accepted from one person.

Any blocks not following the rules will be returned to the maker.

Place each set of blocks in a separate zip lock bag labeled with your name. Blocks will be accepted until the November meeting. Your bag will be returned to you at the Christmas party with 6 fun blocks done by your guild buddies. If you cannot make the party, we will bring your blocks to the January meeting.



## In-House Quilt—Nancy Mathisrud, Marj Deupree and Mary Jane Efstathiou

This fall's In-House quilt will be another where you use your own fabrics. You must make pairs of 8.5" (unfinished) blocks. One block will be an "X" block and one block will be an "O" block. You may make up to 4 pairs. With elections coming up, this will be a patriotic quilt using red, white and blue fabric. For each block, you will make 4 identical 4.5" (unfinished) blocks and sew them together to make one 8.5" (unfinished) block. Each block will finish at 8" and members may contribute up to 4 pairs of 8.5" blocks. Each block earns one entry into the drawing for the finished quilt.

**Fabric Selection:** One color must be red, blue or a red/white/blue combination.. The other should be white, off-white, or white-on-white.

**Cutting:** You will need to cut four (4) 4.5" squares from your "colored" fabric and eight (8) 2.5" squares from your "white" fabric.

**Piecing:** Draw a diagonal line from corner to corner on the back side of each 2.5" square. Place the corner of a white square on the corner of a colored square, right sides together and sew on the drawn line. Repeat for the other 3 colored squares.




Trim off the excess fabric from the corners. Press the seams. Tip: If you press the seams on two of the blocks towards the center and press the other two towards the outside, you can nest them when you sew the four blocks together.



Block 1: Sew the four blocks together as shown in the picture to make an "X".



Block 2: Sew the four blocks together as shown in the picture to make an "O".



Continued on page 7

## In-House Quilt—Continued

Blocks may be turned in to Nancy Mathisrud, Marj Deupree or Mary Jane Efsthathiou at the October or November meetings. Be sure they are labeled with your name. No blocks will be accepted after November 30th. The drawing is tentatively scheduled for the January meeting. Questions? Ask Nancy () or Marj ()

For any new quilters who wish to try this out and want more information, there are tutorials on YouTube for XO quilt blocks. Note that they may be using difference sizes than what we have above

## Fat Quarter Lottery—Carolyn Nannery

Welcome to this year's FQ lottery! Bring a FQ in the color/theme to enter each month. One chance to win for each FQ you enter. The months of August and December there is no FQ lottery because of our parties.

Here's the line up for 2024:

Sep. - Browns/ fall fabrics  
Oct. - Orange/Black

Nov. - Holiday/ Reds and Greens  
Dec. - No lottery due to Holiday Party

Looking forward to seeing all the wonderful fabrics you bring this year!

## Sunshine and Shadow

Kitsap Quilters has a Sunshine and Shadow chairperson, Leslie Mirkovich. If you are aware of someone who might be in need of a card to celebrate something special or a note of sympathy or support, please contact Leslie. She will send a greeting from Kitsap Quilters to that member to let them know we are thinking about them.

Leslie can be reached at

## Sew-ins via Zoom—Colleen Lane

Share the camaraderie of sewing with friends from your home!

**All Zoom Sew-In's (Saturday and Monday) will use the Saturday Zoom sign in link.....**

**MONDAYS— 10 am to ??????**

**SATURDAYS- 9 am to ?????**

To join the Zoom Meeting, checkout the schedule on the Member's page of the guild website and **use the Saturday link for all Sew-In's**. If you have any questions, please contact Colleen Lane at

## September, 2024 Programs—Luisana Sawyer

September 2024 – Changing of the Guard! Bringing on the new President, Vice President, Treasurer, Treasurer Elect and Secretary and a Big Show & Tell....

October 22, 2024 - Vintage Sewing Machines - A visual Journey. David Werther of Quilters Connection in Olympia will be giving us a presentation of sewing machines in history. He refurbishes Singer sewing machines and will have some parts available for purchase (lights for example)

October 23, 2024 9:30 – 4 - Workshop for maintenance and repair of Featherweight machines. More details will be sent directly to folks who have indicated interest.

## Volume 44, Issue 9 3rd Saturday Workshop—Audrey Fitzgerald

Due to unexpected rescheduling requirements, Luisana Sawyer's paper piecing workshop has been moved to 21 September, Leslie Stapleton's sew-a-thon to support hospice and the local cancer center has been moved to 19 October, and Margaret Jones' reading pillow project will kick off the new year on 18 January.

An email will be sent to those who have already signed up for the paper piecing and sew-a-thon workshops to confirm attendance as we get closer to the workshop dates. The reading pillow project sign up sheets are still available during guild meetings if you are interested in attending.

Sign ups for workshops are in the church lobby during guild meetings. I am close to the door behind the Hospitality table when you first enter the church. If you are not able to sign up for a workshop in person, email me, Audrey Fitzgerald, at to sign up. The workshops run from 10:00 a.m. to 3:00 p.m. at the church and there is a \$5.00 class fee. Supply lists will be emailed out a couple of weeks before the workshop to allow for the gathering of materials.

Please remember that workshops are led by quilters like you who have volunteered to share a project with their fellow guild members. If there is something that you enjoy doing or a favorite project that might be of interest to our group and you would like to share, please contact me. Also, fresh ideas for future workshops are always welcome.

## Raffle Quilt—Katherine Holtgraves & Jeanette Shanbeck

We need your expertise to display this quite simply amazing quilt. We have made many contacts.. but wondered if you have any contacts at the following local Guilds:

Crazy Quilters - Federal way  
West Sound Quilters - Port Orchard  
Tacoma Modern - Tacoma

**We would also like to include a few businesses or special events around town. Do you have any connections with anyone or events that might be appropriate to display our Guild Raffle Quilt?**

Please contact Katherine Holtgraves or Jeanette Shanbeck to help create a robust showing of our quilt.

**Kitsap Membership:** We hope you remember to purchase the 10 tickets that each member is requested to purchase. We will have your tickets at each meeting.. going forward. Please come and claim yours!!! Cash or electronic payments are available.



## Small Groups—Debi Snyder

---

**SMALL GROUPS** — Small groups are a great way to meet and get to know other guild members that are interested in similar techniques.

### Applique / Handwork

First Tuesday each month – 10 to 12:30 at North Point

Join us for a great social time doing handwork and applique

### Improv

First Thursday each month – 10 to 1 at North Point

Come join us if you are interested in working and learning with others on improvisational piecing and design.

**Dear Jane** -- work at your own pace and share with others your version of the Dear Jane quilt originally pieced by Jane Stickle in 1863.

Second Thursday each month 1 – 3 in person at North Point church

Every Thursday except for second each month 1 – 3 Zoom, using Saturday log on

## Challenge Quilt—Diane Levang

---

### 2025 Challenge Quilt

## Near The Salish Sea

We live in such a beautiful area, with Puget Sound nestled between the Olympic and Cascade mountains. Create your own impression of what the Salish Sea means to you.

The quilt can be up to 30" in diameter – square, rectangular, or circular.

The unveiling will be at the January general meeting, 1/28/2025

## It's All About Fall

Would you agree that Fall is the most spectacular of the seasons? Spring is colorful, yes, but in a more subtle way. Summer is bright and energetic, but nature's colors take second place to the omnipotence of the sun. Winter snow is wonderful, its stillness almost surreal, but it does not demand your attention like a Burning Bush or Japanese Maple as it responds to the shortening of the days. Rich hues, crisp air, a time to reflect. Pumpkins. Fall has it all. It is no coincidence that I have more Fall themed quilts than any other season.

We are fortunate that the transfer of guild leadership happens at this time when the hustle of summer has ended, but before the hectic holidays have begun. For some, September also brings their first interaction with the upcoming board. Paving the way for this interaction is **Suzanne Gaskins**, our new secretary, who has agreed to paint a picture of her quilting world for us by answering a few questions about her creative journey. Perhaps you will find things you have in common with Suzanne, as I did.

**You have been a member of the guild for five years. What inspired you to accept the position of Secretary now? Have you volunteered for other guild activities prior to this?**

*I joined the guild in Fall 2019 and helped with the February 2020 Quilt Show. Then COVID hit and I did nothing with the guild for several years. I started going to meetings regularly about a year and a half ago. Along with Lynn Thornton I worked on the scholarship committee and will do so again in the coming year. I agreed to be secretary because Karen asked me! I also thought it would be a good way to get to know my fellow guild members. And it is in my wheelhouse.*

**Do you come from a quilting or crafty background? What originally brought you to the quilting world? Why and when did you make your first quilt?**

*I did not come from a quilting or crafting background. I did a bit of embroidery and cross stitch as a teen and young woman. Quilting always seemed the pinnacle of crafting/sewing so I took a class when my son was a toddler (2000), and I was not employed. I had a quilt shop close to the house and decided to take a class. I had a lovely teacher and enjoyed seeing how quilt patterns emerged into a final product and how different they could look based on the fabrics chosen. After I went back to work, my quilting time shrank considerably. Plus, I took up scrapbooking and with a child at home that tended to take priority. But that didn't mean that I wasn't actively building my stash of fabrics - my best talent as a quilter!*

**Do you have a favorite style of quilt- modern, reproduction, appliqué, art.....?**

**A favorite type of fabric? A favorite designer? A favorite quilt you have made?**

*I lean toward a more modern feel even if I have chosen a more traditional pattern. Anyone who knows me knows I LOVE batiks. About 90% of my stash consists of batiks. I even have a nickname in my family referencing my love of batiks, but I can't reveal it here! I don't have a favorite designer or quilt. But I am a sucker for fall colors and designs...anything with a pumpkin or leaves.*

Continued on next page

## Stitches In Time—Continued

**On the flip side, have you ever made a quilt where once was enough with that technique? I'll never make another one like that again!**

*I took a class featuring curved piecing. I didn't really master the technique during the class and it is a project I have not touched since. Maybe one day I will be brave enough to give it another try.*

**Have you taken a class or experienced a teacher who influenced you or made a lasting impression on your work?**

*My first teacher, G. Marie, in Southern California, was great at helping us learn best practices as beginning quilters, especially the accuracy involved in cutting and a scant 1/4" seam. Many of her lessons have stuck with me all these years. I still have the notes I took from her classes. I even ended up getting a part-time job at that same quilt shop after I'd made a few quilts. I called it my "hobby job" and enjoyed it, until I got called back to my regular job - teaching.*

**The quilting world is constantly evolving with new fabrics and techniques continually arriving on the scene. Is there a technique or pattern, new or old, that is on top of your 'to do' list?**


*I have always admired art quilts, especially landscapes. It amazes me what can be done with fabric and thread work. Something I can aspire to.*

**It is amazing how even the quilting world has assimilated technology. Have you embraced the 'techy' side of sewing by downloading patterns, attending on-line classes, purchasing, or creating computerized quilt designs, etc?**

*I have not embraced the techy side of quilting. While I am not a Luddite by any means, I don't take to technology naturally. I see the benefits, but still need plenty of handholding to ease me in. My son had to recently remind me that my cell phone does NOT have a self-destruct button! Although I did recently crash a hard drive, and I am pretty sure it was my fault...*

**What is the allure of quilting that keeps you wanting to make more?**

*In many ways, I still consider myself a beginning quilter, one with some confidence, but not tons of experience. There has been a lot going on in my life and I am in a bit of a quilting slump. It took me forever to finish a fairly simple table runner (with pumpkins!) I see plenty of inspiration around me though and I so admire the work and love that goes into them. Might be time to get out an old UFO and get to work!*

Thank you, Suzanne, for sharing your journey. Just for the record, I love leaves and pumpkins, too. If you need any patterns..... 

**FALL RETREAT 2024:** Wed. Nov. 13<sup>th</sup>, 10:30 to Sunday, Nov. 17<sup>th</sup>, 1:00 p.m.

**LOCATION:** SEABECK CONFERENCE CENTER ([Seabeck@seabeck.org](mailto:Seabeck@seabeck.org))

**ORGANIZERS:** Val Martinson, Donna Gearns, Norma Tipton

**SIGN-UPS:** **Tuesday, Sept 24<sup>th</sup>, starts at 4:30 for 2024-2025 guild members.**

\*If unable to attend in person to sign up, ask someone to stand in for you.

\*Priority for overnight room assignments is given first to people with special needs, then full-time in the Pines followed by part-time in either building. Day use (no overnight stay) participants sign up last.

\*The guild is accepting checks for payment.

\*Let us know if there are any dietary restrictions.

**Full-time** and **part-time** overnight attendees have two building choices, the Pines and Annex.

**Pines:** The Pines was completed in 2022. We have the 2<sup>nd</sup> level, entering from the street level parking lot. There are no stairs to the rooms. There are 18 sleeping spaces comprised of 4 single rooms, 6 double rooms, and 2 three person rooms. There is a bathroom in each set of rooms. Towels and bedding are provided. Seabeck requests that the Pines be filled first with full time attendees.

**Annex:** The Annex is at one end of the Historic Inn building. There are stairs to reach the 12 single rooms with a shared bathroom at the end of the hall. Towels and bedding are provided.

## **COSTS FOR RETREAT:**

### **PINES BUILDING:**

**FULL TIME:** **\$458 – 4 nights, 5 days, 13 meals** (lunch Wed. through lunch Sunday)

**PART TIME:** **\$301 – 2 consecutive nights, 3 days, 7 meals** (lunch the day you arrive through lunch the day you leave).

### **ANNEX:**

**FULL TIME:** **\$364– 4 nights, 5 days, 13 meals** (lunch Wed. through lunch Sunday).

**PART TIME:** **\$232 – 2 consecutive nights, 3 days, 7 meals** (lunch the day you arrive through lunch the day you leave).

**DAY USE PEOPLE:** **No overnight.** Choose your day or consecutive days. \$10/day plus a one time table fee of \$5. **Optional meals/day:** Breakfast: \$10/day Lunch \$12/day Dinner: \$14/day.

**MEALS:** All meals are served buffet style in the Historic Inn. Breakfast 8:00 a.m., Lunch 12:00, dinner 6:00 p.m.

## **SEWING AREAS:**

### **Meeting House (also known as the old schoolhouse building):**

This is the building we have sewn in for years. It is next to the Pines building. All are welcome to sew in the meeting house building. There are two floors in the meeting house to sew. In the past some have signed up to sew upstairs. The first floor requires no stairs. Choose your sewing preference so we have enough tables in each area.

**Small Meeting Room inside the Pines:** If you are signed up for the Pines, you have first choice option of sewing in their small meeting room on the same floor as the sleeping rooms that holds up to 14 people or you can sew in the larger meeting house building. Choose your sewing preference of which building and floor at sign-ups.

**FRIENDSHIP BLOCK:** Norma Tipton is planning the friendship block. This is an optional activity. The **drawing to win the blocks is Saturday evening.** Supplies for the block, bring 10" to 12" of bright, happy prints and a contrasting background.

**SATURDAY NIGHT BINGO:** Bring 1 fat quarter for each game; we will play 5 games! Each winner of the game wins all the fat quarters for the table! There are additional special prizes for the final Blackout game.

**Maps and sewing supply lists will be available at the Sept and October meetings.**

**\*\*\*Currently, Seabeck has no covid restrictions. We ask, however, that if you have a cold or any signs of Covid, please take care of yourself and recover at home.**

**\*\*\*Those coming Wednesday, please come NO EARLIER THAN 10:30 to allow us time to set up. The guild will have an additional \$100 charge if attendees come prior to that time. Thank you for your cooperation.**

**Any further questions:** email Val Martinson, [Donnvalm@msn.com](mailto:Donnvalm@msn.com) and Donna Gearns, [dgearns@gmail.com](mailto:dgearns@gmail.com). Please include both of us in the email. We hope all of you look forward to this time as a vacation, a short distance from home to bring whatever you wish to sew and a time to relax, laugh and enjoy others. For a break from sewing there are trails and walking areas. Snacks are welcome to share in either sewing area.


At [www.seabeck.org](http://www.seabeck.org) you can find map directions to Seabeck and the layout of the grounds, buildings and rooms.




# Sherry's Cozy Quilts

*Fabric, notions, and all things warm & cozy.*

**New this month in the shop is Stash from Ghazal Razavi. Its beautiful colors and wonderful textures lend it to a myriad of projects including the pattern Color Chaos which is available in the shop.**



**Next month Time Holtz will begin releasing his Palette Line with 10 different fabrics a month for 12 months. Each month will be a different colorway. It's an amazing and beautiful fabric line. We will be selling it from the bolt, in fat quarter bundles and half yard packs.**



Regular business hours:

Wednesday through Saturday 10am-5pm

Sundays 11am-4pm.

We are located at 19735 10th Ave NE, Poulsbo WA 98370.

Phone: 360-930-0572

Look for us on the web at [www.sherryscozyquilts.com](http://www.sherryscozyquilts.com) or on Facebook.

Questions: please email [sherryscozyquilts@gmail.com](mailto:sherryscozyquilts@gmail.com)



5404 Diamond Place NE  
Bainbridge Island  
Washington

Sewing Machine Cleaning and Repair

Jim Mann  
Certified Technician  
jimmann7@hotmail.com

206-780-9648 206-713-0370



Let's Finish Those Quilts

Gloriajean Church  
360-204-0745  
finishquilts@gmail.com  
www.finishthosequilts.com

Longarm Quilting Services

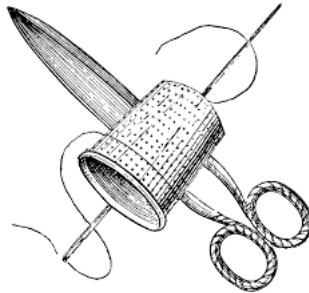


Make time for inspiration

Take a class this fall - register online!

Quilted Strait

quiltedstrait.com




Clallaberry  
Farm  
Quilt Design Studio

Jody L. Whalen  
office: (253) 858-5581  
cell: (360) 440-3073  
jlwhalen@centurytel.net

Professional  
Longarm  
Quilting

Kitsap Quilters welcomes new members throughout the year. You are invited to attend two meetings free, after which membership is required for further attendance. Please visit our website at [www.kitsapquilters.com](http://www.kitsapquilters.com) for more information.

**2024-2025 KITSAP QUILTERS MEMBERSHIP FORM**

(Membership year is September thru August)

Kitsap Quilters offers programs, retreats, classes and a quilt show for your enjoyment and participation.



- NEW MEMBER**
- RENEWAL**
- REJOINING**
- NAMETAG REQUESTED**

Please complete the membership form whether you are new, renewing, or rejoining. Make check payable to "**Kitsap Quilters**" for \$30. For new or rejoining members, dues collected after February 1st will be \$15. Renewing members must pay dues by October 1st to be able to enter quilts into the Quilt Show. **Nametags** are \$15. Purchase can be included with your dues payment if ordering at the time of your joining/renewing.

Name: \_\_\_\_\_ Date: \_\_\_\_\_

Address: \_\_\_\_\_

City: \_\_\_\_\_ State: \_\_\_\_\_ Zip Code: \_\_\_\_\_

Phone: \_\_\_\_\_ (main contact/roster) Cell: \_\_\_\_\_ Home: \_\_\_\_\_

Additional Phone: \_\_\_\_\_ Cell: \_\_\_\_\_ Home: \_\_\_\_\_

Email Address: \_\_\_\_\_

Name for Nametag (if different than name listed above): \_\_\_\_\_

Birthday (M/D only): \_\_\_\_\_ (optional)

In addition to dues, members of Kitsap Quilts are expected to work at least 4 hours at the annual quilt show. They are also expected to purchase/sell at least \$10 worth of Raffle Quilt tickets each year. Newsletters are available on the Kitsap Quilters website, [Kitsapquilts.com](http://Kitsapquilts.com).

Members are encouraged to get to know other members by joining committees and attending other guild activities. This is a good way to learn new skills, share your skills, and try out leadership roles. If you have any suggestions that could improve on our guild, or new things you would like to see; please let us know.

Application/payment can be brought to our guild meeting or mailed to:

**Chris Miller                      Phone: 360-536-5763**  
**PO Box 1062**  
**Seabeck, WA 98380**

Office use only: Amt:\$ \_\_\_\_\_ Cash: \_\_\_\_\_ Check: \_\_\_\_\_ Check# \_\_\_\_\_ Other: \_\_\_\_\_  
 Amt:\$ \_\_\_\_\_ Cash: \_\_\_\_\_ Check: \_\_\_\_\_ Check# \_\_\_\_\_ Other: \_\_\_\_\_