



April, 2026

**Next Meeting: April 28, 2026 6 pm**

**North Point Church**

**1779 NE Hostmark St , Poulsbo**

### Presidents' Message—Katherine Holtgraves

In March, I revealed a quilt that bears the word "Grace." To me, Grace is like moving through a crowded room—the chaos, the flickering lights, the noise—yet never bumping into anyone. It's about gentle adjustments, softening when needed, and pressing onward with unwavering poise and strength. It's a quiet resilience that speaks volumes.

Having dedicated countless years to the world of education—working tirelessly with teachers, students, school boards, community members, and so many diverse stakeholders, I often wondered what I could truly take from it all. And in a moment of clarity, it was and always will be: GRACE.

Whenever I share this quilt, it embodies both my journey and my deepest hopes within my life. To me it's about:

- \* Listening with an open heart when someone offers criticism, thanking them for their honesty, and reflecting on their words.
- \* When plans fall apart, choosing to adapt and find a new path instead of giving in to frustration.
- \* Celebrating successes with humility, never arrogance.
- \* Facing struggles with courage and openness, remaining resilient and hopeful.

Continued on next page

### Guild Contacts

President: Katherine Holtgraves

Vice President: Susi Gaskins

Treasurer: Jan Kohler

Treasurer Elect: Claire Grantham

Secretary: Mary Jo Brisbon

2026 Quilt Show Chair: Darlene Boggs

Newsletter Editor: Marj Deupree

Past President: Karen Boeve

*Kitsap Quilters was established to foster and encourage the art of quilting, both in its traditional approach and its contemporary adaptation, to bring together those who love the art form and to share the art form with the community.*

## Presidents' Message—Continued

More than just a word I spoke at the March meeting, Grace is elegant without stiffness, warmth without weakness, a quiet strength rooted in steady poise. I don't always get it perfectly right, but when I look at that word each morning, it refocuses me, reignites my passion, and reminds me of that ideal I aim to embody.

*To everyone who has shared heartfelt comments in **Komments for Katherine**—your kindness has touched me deeply. They uplift my spirit and help me reflect on whether I'm truly living out the spirit of GRACE in the work I do at the Guild. I invite you—please, share your thoughts at any of our monthly meetings. Your voice matters to me, and I would love to hear from you!*

## March 2026 Kitsap Quilters Guild Minutes—Mary Jo Brisbon

### Kitsap Quilters General Meeting Minutes, March 24, 2026

The meeting was called to order at 6:02 PM by President, Katherine Holtgraves. She thanked those members that brought in their vintage sewing machines and encouraged members to check out the hand cranked machine, the machine from 1929, and the custom dyed machine during the break. The guild welcomed one visiting guest. Stacia Talpai and Crissy Conner were introduced as the evening's quilt holders.

### Business of the Guild

The meeting minutes from February 24, 2026, as published in the newsletter, were approved on a motion by Patty Edwards and a second by Debbie McKeever.

The checking balance as of February 28, 2026 was \$64,888.25. The net profit from the quilt show was \$7,517.97, primarily due to reduced expenses and increased attendance. Income details from the various quilt show committees are posted on the website, along with the quarterly budgeted to actuals comparison report.

### Committee Reports

Katherine asked the spring retreat planning committee, the members who have served as quilt holders, and the members of the set up/take down committees to come to the stage to be recognized. She thanked them each for their efforts and presented them with a cute, Thank U Chick she had made.

**Pet Food Drive, Susi Gaskins:** The Guild will be sponsoring a Pet Food Drive similar to our Quilt Away Hunger Drive that was done in the fall. We will be working primarily through Fishline. Cash or check donations will also be accepted. Checks can be made out to either Fishline or the Kitsap Humane Society. Informational flyers will be available at the April meeting and donations will be collected at the May meeting.

**2027 Raffle Quilt, Susi Gaskin:** The Raffle Quilt Committee is comprised of several fairly new members to the guild. Their design for the 2027 quilt is a PNW themed bookshelf quilt complete with books and several blocks characteristic of our area. They are reaching out to members to help construct the blocks. Kits for all skill levels will be available at the April meeting to be returned at the May meeting. The color scheme is blues, greens, teals, browns and grays.

**Tools and Gadgets, Katherine Holtgraves:** The Tool and Gadget Library has been downsized to 25 items. Katherine would like to have a volunteer willing to demonstrate the use of the remaining tools at break time during upcoming meetings.

## February 2026 Kitsap Quilters Guild Minutes—Continued

**Board and Committee Chair Vacancies, Katherine Holtgraves:** Board vacancies include Vice President and Treasurer Elect. The openings on the guild's Standing and Special Committees will be announced at the April meeting. Please consider stepping up to fill these Important positions.

**Membership Feedback, Katherine Holtgraves:** A yes/no survey will be sent to all members to get their feedback on the following issues: Sewing Machine Donations to Community Groups; Purchasing an Accuquilt for guild use; having Potlucks at our social events; and start times for our social events. Katherine explained each issue and a brief discussion was held. Members were reminded the survey was just to determine guild interest in pursuing the issue. Further discussions will take place once interest is determined and committees are formed to work the issue. Members were also encouraged to share their thoughts in the comment box on the survey.

**Featured Artist, Barbara Martin:** In preparing for the 2027 show, it is time to start thinking of nominations for Featured Artist. Barbara Martin, our last Featured Artist, was asked to share her experience. She stated it was a lot of fun, but it does require a lot of planning. There is a notebook that previous Featured Artists have contributed to with helpful tips. It helps to write something about each of your quilts, which engages those viewing your quilts. Key is organization in advance.

**Talk Time, Katherine Holtgraves:** In keeping with the program theme, Katherine read a passage from a book on quilting history. Quilting was once a practice that was only available to the rich, but now is one of the most popular activities in the country. Through quilting we find community and gain power from each other. Members were asked to talk to their neighbor about their quilting journey and why they joined the guild.

**Sharing of Quilts:** Many members brought in amazing, vintage quilts and shared the story behind the quilt, if known. Other members shared amazing, non-vintage quilts. It was a treat to see them all!

### **Program, "Bringing the Past to the Present", Katherine Holtgraves and Pam Whitt:**

The program began with the guild challenge. Participating members were given a bag containing vintage fabric and a pattern they could use if they chose to. Additions to the fabric could also be made. Instructions were to make a 6.5 inch block, which will all come together in a quilt that will be raffled off to those participating in the challenge.

The program theme was how to do vintage in your life by combining the old and the new into a piece. The trunk show displayed pieces that had been created from combining vintage fabric, doilies, lace, handkerchiefs, pillowcases, tablecloths, etc., and combining them with new fabric and/or new design to create an amazing work of art. It was truly inspirational! Thank you to both Katherine and Pam!

**Fat Quarter Lottery, Carolyn Nannery:** The winner of the jam-packed bag of green fabric was Carol Cristman. April's theme is grays/showers.

**Sherry's Cozy Quilts, Sherry Scheizer:** The winner of the \$15 gift card for finding the duck in Sherry's shop was Carol Raymond.

**Hospitality, Pam Whitt:** Since March is such a rainy and dreary month, Pam's theme was "I got the Blues". Several members received fabulous "blue" door prizes.

The meeting was adjourned at 7:48 PM.

Mary Jo Brisbon, Secretary

## April, 2026 Volume 45, Issue 4 Fat Quarter Lottery—Carolyn Nannery

Welcome to the 2026 Fat Quarter Lottery! For a chance to win, bring a FQ or ¼ yard for each chance to enter to win in the color/theme each month. One chance for each FQ you enter. The months of August and December there will not be a lottery as we have the picnic and Holiday party.

April	- Gray/showers	September	- Orange/Foliage
May	- Yellow/flowers	October	- Black/cats
June	- Purple/tulips	November	- brown/football (Seahawks)
July	- Red or Blue/4th of July	December	- No Lottery
August	- No lottery		

Good luck to everyone!

## 3rd Saturday Workshops—Audrey Fitzgerald

On **18 April**, Jeannette Schanbeck will be showing us how to make a bag so big you can park a VW Bug in it (just kidding) while collapsing down so small it can store in something smaller than a shoe box (this part is true). It is truly a cavernous bag that can carry just about anything. The possibilities are really endless regarding what you would use it for. Warning though, it does everything but stand up on its own.

In May, we will be back to quilt making. Katherine Holtgraves is hosting the **16 May** offering and will be teaching puff quilt techniques. This style is visually appealing and encourages quilt snuggling if you are into that sort of thing. Puff quilts are great for pets and young ones, and the size of the block is very easy to adjust.

In person signups for workshops are in the church lobby during guild meetings. If you are not able to sign up for a workshop in person, please contact me to sign up ). Unless otherwise stated, the workshops run from 10:00 a.m. to 3:00 p.m. at the church and there is a \$5.00 class fee. Supply lists will be emailed out a couple of weeks before the workshop to allow for the gathering of materials.

Please remember that workshops are led by quilters like you who have volunteered to share a project with their fellow guild members. If there is something that you enjoy doing or a favorite project that might be of interest to other sewers and you would like to share, please contact me. Also, fresh ideas for future workshops are always welcome.

**Hey everyone, your In-House blocks are due in at the April 28 Guild meeting. No blocks will be accepted after this date. We appreciate your participation!! For more information, see Page 12.**

## **Kitsap Quilters 2026 Program**

### **January 27, 2026: Lynn Czaban Quilts**

Presentation: Lynn Czaban Trunk Show  
 2-day work shop (Jan.28-29): Portrait Quilt Technique  
 View Lynn's galleries at Facebook: [Lynn Czaban Quilts](#)  
 Instagram: <https://www.instagram.com/lynnzczaban/>

### **February 24, 2026: Quilt Show Wrap-up**

### **March 24, 2026: President's Challenge**

### **April 28, 2026: Elizabeth Barton**

Zoom Presentation: From Inspiration to Quilt: the photograph...then the quilt  
[Elizabeth Barton Art](#)

### **May 26, 2026: Norma Stark**

Presentation: Paper Piecing Tips, History and Inspiration  
 1-day Work shop (May 27): Fandango  
 Website: [Norma's Quilt Studio](#)

### **June 23, 2026: Quilt University**

### **July 28, 2026: Josephine de la Cruz Keasler**

Presentation: Josephine de la Cruz Keasler's Trunk show/Lecture  
 2-day Work shop (July 29-30): Judy Neimeyer's Bali Wedding Star  
 Website: [Bali Wedding Star](#)

### **August, 2026: Guild Picnic**

### **September 22, 2026: Deb Kalenty**

Presentation: Deb Kalenty's Trunk show/Lecture  
 2-day Work shop (Sept 23-24): Jubilation  
 Website: <https://quiltersobsession.com>

### **October 27, 2026: Jill Huntington**

Presentation: Jill Huntington's Trunk show/Lecture  
 1-day Work shop (Oct 28): Where the Mountain Meets the Roses  
 Website: [Huntington Quilt Design](#)

### **November 17, 2026: Dana Keeler-Pacific Rim Quilt Company**

Presentation: Dana Keeler's Trunk show/Lecture  
 1-day Work shop (Nov 18): 2-Fabric Applique  
 Website: <https://www.pacificrimquilt.com>

### **December 2026: Holiday Party**

## Vintage to Contemporary—Katherine Holtgraves

April, 2026

Volume 45, Issue 4




**March Meeting follow up: BAGS THAT INCLUDED FABRIC TO ALL MEMBERS WHO EXPRESSED INTEREST.**

Thank you for working on Vintage to contemporary that Pam and I taught at the March Meeting.

You can do the 6.5 inch square we included, you can do a square of your own (6.5") please. **These blocks will be due in May, but you can also drop them off in April (I will be manning a table for them**

**both months.** You won't want to miss a chance at this really cute quilt. If you want to use this fabric to make something different... GREAT. Bring whatever you make to the May meeting. There will be time there to share your creations.

Pam Whitt and I want you all to enjoy the VINTAGE mindset as you work on this project. THANKS for making this guild project a huge success.



LOST: Can you help me find the following book?

**JOURNEY TO THE HEART CENTRE OF A QUILTER.**

This is Jo Avery's recent book, and it has taken a hike somewhere we cannot find. I would love to not have to replace it.. as it is only available from England... and double the price of the book for shipping. If you know where it might be... Please return to Karen McCutchen or Katherine Holtgraves. We would so appreciate it!

## Sew-ins via Zoom—Colleen Lane

Share the camaraderie of sewing with friends from your home!

**All Zoom Sew-In's (Saturday, Monday and Thursday) will use the Saturday Zoom sign in link.....**

**MONDAYS— 10 am to ??????**

**THURSDAYS - 1 pm to ?????** Anything Goes Group (formerly Dear Jane) but all members are welcome to join and sew on any project.

**SATURDAYS- 9 am to ?????**

To join the Zoom Meeting, go to the Member's page of the guild website and **use the Saturday link.** If you have any questions, please contact Colleen Lane at

## Small Groups—Kyte Milton

---

Small groups are member-led communities where we learn, explore, and create using specific techniques together. Groups meet regularly to share projects, ideas, and works-in-progress. Sign up, bring your machine, tools, and a curious mind—all experience levels are welcome.

Online meetings are held on Zoom. Unless otherwise noted, use the Saturday Zoom login by default. To obtain the meeting ID and password, sign in to the Kitsap Quilters website and click **2026 Zoom Events** on the member's page.

In-person meetings are held at North Point Church in Classrooms 1 & 2, unless otherwise noted. There is a \$5 site fee—waived if your meeting falls on a guild meeting day.

---

### Anything Goes + UFOs (merged)

Work on your projects in a friendly, social setting—online or in person.

**Contacts:** Maryjane Efstathiou, Becky Holt

**Online:** Thursdays (except second Thursdays) 1:00–3:00 pm – use the Saturday Zoom login

**In person:** Second Thursdays 10:00 am–2:00 pm.

---

### Applique & Handwork

Bring any handwork for a relaxed, drop-in session with fellow stitchers.

**In person:** First Tuesdays, 10:00 am–12:30 pm – no need to sign up: just drop in.

---

### Contemporary Quilts

This group is currently on hiatus with no meetings scheduled. Please contact Karen McCutchen if you are interested in this group.

## Donations—Barb Peterson & Lisa Jette

---

We have received two sizeable donations these last few months. Lisa and I have gone through and did some preliminary organization. What we couldn't use as quilters went to the CTA program. They take almost everything that isn't quilt related.

Our charity programs will receive first choice of what we have. I plan on having a fabric sale with what is left. My plan is to have it towards the end of May, at my home so I won't have to pack it up and take it to the church. Larger pieces (and there is plenty) will be at a set price per yard with no cutting. Smaller pieces will be bundled with like-fabrics. I'm sure you'll find something just right for your project. I'll let you know the details by the April guild meeting.

The guild continues to accept donations of fabric and other supplies. Contact me or Lisa Jette if you know of anyone who wishes to donate to Kitsap Quilters. Thank you all for your support and contributions.

## Programs—Anita Bernhart

### April 28, 2026 – Elizabeth Barton

#### *Zoom Presentation*

From Inspiration to Quilt: The Photograph...Then the Quilt

We are delighted to welcome Elizabeth Barton for a special Zoom presentation exploring her creative process — from original photograph to finished quilt.

Beth began quilting in 1984 after moving to Athens, Georgia, and has since created nearly 300 quilts. Most have been sold, gifted, or even destroyed as part of her artistic evolution. Her work has been featured in numerous publications worldwide, most recently in *Quilting Moderne*.

She has exhibited extensively, with works selected multiple times for Quilt National, Visions, and American Quilter's Society Quilt Expo (AQE), among others. Her solo exhibitions have been held in Georgia, North Carolina, Washington, California, and at the Festival of Quilts in the UK.

In addition to quilting, Elizabeth is an accomplished watercolor artist. Born and educated in the North of England, she holds a PhD in Psychology and worked at the University of Georgia until her retirement.

To learn more about her work, visit:  
Elizabeth Barton Art

### May 26, 2026 – Norma Stark

#### Presentation: *Paper Piecing – Tips, History & Inspiration*

Join us as Norma Stark shares practical techniques, historical insights, and creative inspiration for paper piecing enthusiasts of all levels.

Workshop: Fandango

Date: May 27, 2026

Time: 10:00 AM – 4:00 PM

Location: North Point Church

**This one-day workshop will expand on Norma's presentation and guide participants through creating the dynamic *Fandango* design.**



## Programs—Continued

---

### June 23, 2026 – Quilt University

We are planning another engaging Quilt University session and are currently seeking volunteers!

If you would like to demonstrate a quilting technique or share a skill with fellow guild members, please contact:

Anita Bernhard

Sharing knowledge is one of the greatest strengths of our guild — we hope you'll consider participating.

### Pet Food Drive—Susi Gaskins

---

#### Kitsap Quilters Spring PET Food Drive is Nearly Here

At our May meeting, we will collect dog and cat food/treats and small toys to benefit [Fishline in Poulsbo](#). We will also accept checks (made out to Fishline) and cash, if lugging a 50 lbs. bag of dog food doesn't appeal to you or it's not possible. Please **NO** expired foods or prescription-based food.

In addition, we would like to gather your old towels for [Kitsap Humane Society](#). Please **NO** cotton-filled bedding (pillows, comforters, quilts (really!?!?), or thick blankets, etc.).

If you'd prefer to write a check to [Kitsap Humane Society](#) or donate cash, I'll be more than happy to deliver it.

Flyers will be available at the April meeting.

#### **Cuddles—Barb Peterson**

---

I continue to be amazed at your dedication and proliferation in your outreach to the Cuddles program. Last week I divided the baby quilt donation into two - the smaller ones for St. Michaels Birthing Center and the larger toddler size ones to Kidvantage - a program for families we have been supporting since Covid. I dropped off 26 quilts to the Birthing Center and 24 to Kidvantage. And that was just two months worth of your efforts.

I still have a few kits that was assembled by the LDS ladies, led by our own Terri Larson. I also have some completed tops from the kits that need to be quilted and bound. If you are interested in completing these, see me at the April meeting.

We have enough kits to last through May, so this summer I hope to begin a regular monthly kit assembly day at my home. I'll let you know

Call me, email me, text me, or message me if you have any questions about this worthwhile program. My info is in the roster on the website.

“The things I’ve collected, bought or selected  
The clutter that fills up my rooms  
I can lock up and leave it, never retrieve it  
Leave nothing but my love for you.”

I bet many of us would love to be able to adopt this mindset of Kathy Mattea’s in her song, *I Wear Your Love*, when it comes to dealing with all the treasures we have amassed over our lifetime. I have tried several declutter strategies, from Karen Brown’s ‘setting a timer for 15 minutes and dividing the decluttering into categories’ to Maria Kondo’s ‘does it bring me joy’ technique. Each has its strengths, but no matter what I try, I quickly revert to Mattea’s ‘lock up and leave it’ solution, without the ‘nothing but my love for you’ part. But I am thrilled to report that we are making progress at my household. I have found new homes for a lamp, dresser and several random garage items. Combined with two trips to the landfill, we feel lighter.

I know I’m not alone in my personal efforts to declutter and downsize. We see it every month when the free table over-floweth with goodies and yearly as the quilt show boutique boundaries must expand to accommodate the membership’s bounty. I know of one instance of a friend rejoining the guild just so she could have access to these opportunities to declutter!

As the guild continues into its 40<sup>th</sup> year, our uber-organized president, **Katherine Holt-graves**, launched her tenure by steamlining, itemizing, and recording all the guild’s physical assets. Our librarian, **Karen McCutchen**, evaluated the ‘loan list’ and streamlined the collection to the most popular volumes. To encourage usage, she also organized quilt challenges built around books in the library. The same efforts were applied by **Elaine Tanner** and helpers to evaluate the gadget library with the hopes that an eager volunteer will step forward to demonstrate how our rulers and notions can be used. Do you see this as another opportunity for quilt challenges? If you look closely, you can also see continual progress in replacing outdated storage totes, electrical cords and power strips to make our workshops and classes safer and easier to set up. Leave it to quilters to be experts in stash management!

If you are a frequent visitor to online sites that provide opportunities to sell and/or give away items for free, you may also have noticed guild members using these options to downsize. When it comes to the need for reducing an entire house-worth of items to the amount that will fit in an assisted living type situation, online auctions are also frequently used. There are as many reasons to declutter and simplify as there are people who are doing it, but a friend’s reason for the decluttering bug biting is my current favorite. She was having her bathroom remodeled and in order to get the garden tub out of the house, she had to move all the totes in her sewing room. Seeing the sun reflect off of the newly revealed floor brought her such joy that she vowed not to replace them. Whatever it takes!

Decluttering and reorganizing seems to be a new rite of passage for baby boomers, but do not get so carried away that it restricts your creativity or your ability to continue making quilts. To change the final sentence of Mattea’s song just a bit to fit our situation...

‘They wear your love.’

# Open Positions—Susi Gaslins

## **LOOKING FOR VOLUNTEERS for 2026 - 2027**

It is that time of year again when KQ begins looking for volunteers to fill open positions on the executive board and our various committees. Please consider giving your time and talents to one of the following open positions. If you have questions, seek out a board member or approach the person who currently holds the position to learn more about how you can contribute to the fun and success of our guild. Please don't be shy!

### **Standing Committee Chairs for 2026- 2027**

#### **Hospitality/New Members:**

**Programs:** Anita Berhard has booked presenters thru 2027, so a new volunteer would have plenty of time to learn the ropes with Anita's help.

#### **Spring Retreat:**

### **Special Committee Chairs for 2026 - 2027**

**By-Laws & Standing Rules:** To serve along with Colleen Lane

**Challenge Quilt:**

**Holiday Party 2026:**

**Kitsap Snuggles:**

**Nominating Committee 2026:** To serve along with Claire Grantham & Nancy Parrott

**Picnic 2027:**

**Raffle Ticket Sales:**

### **Executive Board for 2026 - 2027**

#### **Vice President:**

**To: Sherry Schweizer**



Sherry is such an "unsung hero" to the entire Kitsap Guild. I think of her as the silent warrior who always has the Guild's back. Each year, she purchases a bulk of raffle tickets and gives them away to her customers during her Anniversary Sale. She silently supports the Guild and its Quilt Show in so many ways... outside of the work on site, but rather the support of all the signs placed around direction folks to the Hall. Beyond all of that, she gives a fun game or puzzle in our monthly newsletter.

**From Kitsap Guild to Sherry:** THANK you so much for your continuous support and care for Kitsap Guild. We all appreciate you and love seeing you at both the meetings and at your store!

Join the fun! This month we will be handing out instructions and a single 2.5 inch square for the 2026 In-House Quilt. You add solid white and bright fabrics. This year's block will finish at 11.5 inches, and you can make 1 or 2 blocks. Everyone who participates gets the opportunity to win the finished quilt. You will receive one entry ticket for each block you complete.

Completed blocks will be collected at the April meeting.

**IN HOUSE QUILT BLOCK**

**CUT FABRICS:**

White

- 2 - 2.5" x 9.5"
- 1 - 1.5" x 7.5"
- 1 - 1.5" x 6.5"

Bright Solid #1

- 1 - 6.5" Square

Bright Solid #2

- 1 - 2.5" x 9.5"
- 1 - 2.5" x 7.5"

Use Attached Blue 2.5" Square



**ASSEMBLE BLOCKS**

Measurements include 1/4" seam allowances. Sew with right sides together unless otherwise stated.

Press seams in directions indicated by arrows on diagrams. If no direction is specified, press seam toward darker fabric.

1. Gather a 6 1/2" square from one bright solid. From a different bright solid, gather a 2 1/2 x 9 1/2" rectangle and a 2 1/2 x 7 1/2" rectangle.
2. Sew a solid white 1 1/2 x 6 1/2" rectangle to left-hand edge of bright solid 6 1/2" square (Diagram 1). Add a solid white 1 1/2 x 7 1/2" rectangle to bottom edge.

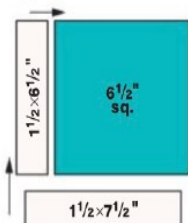


Diagram 1

3. Sew bright solid 2 1/2 x 7 1/2" rectangle to bottom edge of Step 2 unit (Diagram 2). Add bright solid 2 1/2 x 9 1/2" rectangle to left-hand edge.

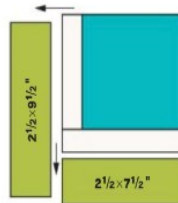


Diagram 2

4. Sew together a solid white 2 1/2 x 9 1/2" rectangle and a solid blue 2 1/2" square to make a pieced rectangle (Diagram 3).



Diagram 3

5. Sew a solid white 2 1/2 x 9 1/2" rectangle to bottom edge of Step 3 unit (Diagram 4). Join pieced rectangle to left-hand edge to make a block. The block should be 11 1/2" square including seam allowances.

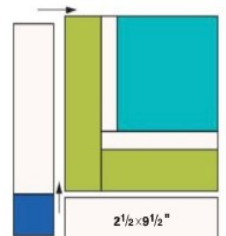
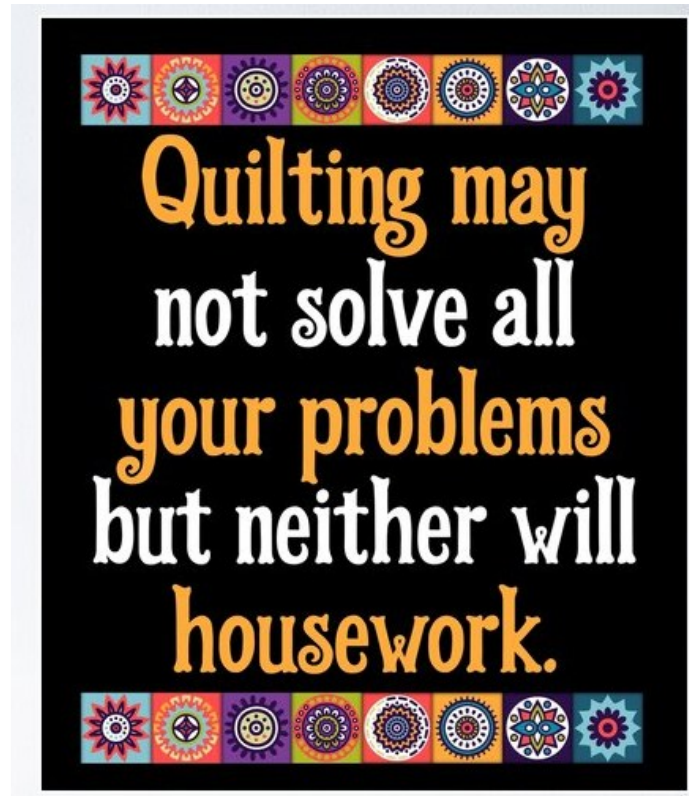


Diagram 4



## Newsletter—Marj Deupree

---

**Deadlines:** The deadline is the 5th of the month, January through October. The November and December deadlines are one week earlier due to the earlier guild meetings. There will be a reminder in the October and November newsletters.

**Submissions:** Send submissions via email in an office type format (eg .docx). Preferably one email per submission. If you do not receive a response from me within 24 hours, please doublecheck that I got it. **Proof what you send!** I generally do a copy and paste. Don't assume I will catch typos or gibberish. And please don't ask me to write or re-write your article for you.

**Advertising:** Advertising is very inexpensive for members, from \$5/month for a business card size ad to \$25/month for a full page ad. Contact Marj if you wish to advertise. Non-members are welcome to advertise, too. Their rate is double that of members.

**Publishing:** The newsletter will be sent to members via email approximately one week after the deadline. It will also be available on the website at that time.

## Sunshine and Shadow—Chris Miller

---

Kitsap Quilters has a Sunshine and Shadow chairperson, Chris Miller. If you are aware of someone who might be in need of a card to celebrate something special or a note of sympathy or support, please contact Chris. She will send a greeting from Kitsap Quilters to that member to let them know we are thinking about them.

Chris can be reached at



# Sherry's Cozy Quilts


*Fabric, notions, and all things warm & cozy.*

## **New in the shop this month**

**Floral Reef from Tula Pink**



**Mystic Ombre from Moda Fabrics**



**Indelible Ink from Anna Marie Horner**



Regular business hours:

Wednesday through Saturday:

10am-5pm

Sundays: 11am-4pm.

We are located at 19735 10th Ave NE, Poulsbo WA 98370.

Phone: 360-930-0572

Look for us on the web at [www.sherryscozyquilts.com](http://www.sherryscozyquilts.com) or on Facebook.

Questions: please email [sherryscozyquilts@gmail.com](mailto:sherryscozyquilts@gmail.com)

5404 Diamond Place NE  
Bainbridge Island  
Washington

Sewing Machine Cleaning and Repair

Jim Mann  
Certified Technician  
jimmann7@hotmail.com

206-780-9648 206-713-0370

Let's Finish Those Quilts

Gloriajean Church  
360-204-0745  
finishquilts@gmail.com  
www.finishthosequilts.com

Longarm Quilting Services

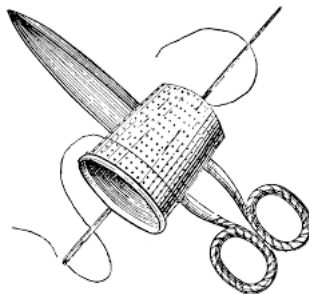
# Quilted Strait

Exceptional Fabric for Quilting Every Day

shop online at [quiltedstrait.com](http://quiltedstrait.com)  
or visit us at our shop in Port Gamble

360.930.8145

[info@quiltedstrait.com](mailto:info@quiltedstrait.com)



Kitsap Quilters welcomes new members throughout the year.  
You are invited to attend two meetings free, after which membership is  
required for further attendance.  
Please visit our website at [www.kitsapquilters.com](http://www.kitsapquilters.com) for more information.